

YALOVA BÖLGE BAYİSİ

1954 yılında kurulan firmamız, 1976 yılından bu güne MIG-TIG-Plazma Gazaltı Kaynak Makinalarının; Torch ve Torch yedeklerini imal, ithal ve ihraç etmektedir.

Ticari faaliyetlerimiz, Ankara-İstanbul-Bursa olmak üzere üç farklı şehirde sürmektedir. Ankara' da imalatımız ve merkez mağazamız, İstanbul ve Bursa' da ise şubelerimiz bulunmaktadır. Ayrıca Türkiye' nin her bölgesindeki satış temsilciliklerimiz ile ülke ihtiyacına cevap vermekteyiz.

Gelişmiş teknolojik ekipman, güçlü pazarlama ve idari birimleriyle Türk Kaynak Sektörü'nün lider ve deneyimli kuruluşları arasında yer alan firmamız, tescilli markaları, "WEC" ve "DATTWELD" ürünleriyle ihracat potansiyelini günden güne arttırmaktadır.

Sürekliliğimizin temelini, kalite, iş ve ticaret ahlakımızdan ödün vermememiz oluşturmaktadır. Değerli görüşlerinizin firmamıza her zaman ışık tutacağı ana fikriyle, sizlere hizmet etmekten kıvanç duyuyoruz.

Saygılarımızla,

Our firm founded in 1954 produces and imports torches and torch spares of MIG-TIG-Plasma Welding Machines since 1976 until today.

Our commercial activities keep on going in three different provinces, these being Ankara-İstanbul-Bursa. Our production and central store are located in Ankara whereas our branches are situated in İstanbul and Bursa. Moreover, we satisfy the needs overall the country by our dealer representatives spread over every region of Turkey.

By its sophisticated technological equipments, powerful marketing and administrative units, our firm occupying a place among the leader and experienced enterprises of the Turkish Welding Sector, is increasing its export potential day by day with its registered brands, "WEC" and "DATTWELD" products.

The foundation of our maintainability lies in our principle of not compromising from our high quality and due diligent ethics of business and trade.

We are proud of being at your service by bearing in mind that your precious views will always be enlightening our firm.

Sincerely Yours,

Hünor 1954 LTD.

içindekiler / index

MIG TORCHLARI / MIG TORCHES

WEC-S TORCH

WEC-S 655 Su Soğutmalı / Water Cooled	6
WEC-S 515 Su Soğutmalı / Water Cooled	7
WEC-S 505	8
WEC-S 405	9
WEC-S 305	10
WEC-S 205	11
WEC-S 610 Su Soğutmalı / Water Cooled	12
WEC-S 510 Su Soğutmalı / Water Cooled	13
WEC-S 360	14
WEC-S 260	15
WEC-S 240	16
WEC-S 180	17
WEC-S YEDEK PARÇALAR / SPARE PARTS	18

WEC TORCH

WEC 610 Su Soğutmalı / Water Cooled	20
WEC 510 Su Soğutmalı / Water Cooled	21
WEC 500 Su Soğutmalı / Water Cooled	22
WEC 360	23
WEC 260	24
WEC 240	25
WEC 180	26

AT - DT TORCH

DT 700 Su Soğutmalı / Water Cooled	28
DT 650 YT Su Soğutmalı / Water Cooled	29
DT 650 ET Su Soğutmalı / Water Cooled	30
ATÖ 500	31
AT 400	32
AT 300	33

PROWEC TORCH

PROWEC 510 Su Soğutmalı / Water Cooled	36
PROWEC 360	37
PROWEC 260	38
PROWEC 240	39
PROWEC 180	40

KIRBAÇ TORCH

KIRBAÇ 250	42
KIRBAÇ 150	43

MIG TORCH YEDEKLERİ VE AKSESUARLARI SPARE PARTS AND ACCESORIES OF MIG TORCHES

KUĞUBOYUNLARI / SWANNECKS	46
DÜZ BOYUNLAR / NECKS	48
OTOMASYON BOYUNLAR / AUTOMATION NECKS	49
NOZULLAR / NOZZLES.....	50
KONTAK MEMELER / CONTACT TIPS.....	51
GAZ DAĞITICILAR / GAS DIFFUSERS.....	51
MEME NİPELLERİ / TIP HOLDERS	52
TEL YOLLUKLARI / WIRE LINERS	52
İLETKENLER / CONDUCTORS	53
DIŞ KILIFLAR / CLOTH COVERS	53
HORTUMLAR / HOSES	53
ELCEKLER / HANDLES.....	54
TETİKLER / TRIGGERS	54
TORCH ADAPTÖRLERİ / TORCH ADAPTERS	55
TETİK FİŞLERİ / TRIGGER PINS.....	55
MAKİNE ADAPTÖRLERİ / MACHINE ADAPTERS.....	55
KELEPÇELER / CLAMPS	56
CO2 ISITICI / CO2 HEATER.....	56
ELEKTRONİK KUMANDA KARTLARI / ELECTRONIC CONTROL CARDS	56
GAZ VALFLERİ / GAS VALVES.....	56
NOZUL TEMİZLEME RAYBASI / NOZZLE REAMER	56
NOZUL PASTASI / NOZZLE LUB.....	56
SU SOĞUTMA ÜNİTESİ / WATER COOLING UNIT.....	57

içindekiler / index

TIG TORCHLARI / TIG TORCHES



SİVİÇ KONTROL / SWITCH CONTROL

WP 9	60
WP 24	61
WP 17	62
WP 26	63
WP 24 W Su Soğutmalı / Water Cooled	64
WP 18 Su Soğutmalı / Water Cooled	65
WT 500 Su Soğutmalı / Water Cooled	66



MUSLUKLU / VALVE CONTROL

WP 9 V	67
WP 17 V	68
WP 26 V	69



TIG TORCH YEDEKLERİ SPARE PARTS OF TIG TORCHES

GÖVDELER (SİVİÇ KONTROL) / BODIES (SWITCH CONTROL)	72
GÖVDELER (MUSLUKLU) / BODIES (VALVE CONTROL)	73
TAPALAR / CAPS	73
PENSLER / COLLETS	74

PENS YUVALARI / COLLET BODIES	74
-------------------------------------	----

GAZ LENSER / GAS LENSES	74
-------------------------------	----

TUNGSTEN ELEKTROTLAR / TUNGSTEN ELECTRODES	74
---	----

SERAMİK NOZULLAR / CERAMIC NOZZLES	75
--	----

DIŞ KILIFLAR / CLOTH COVERS	75
-----------------------------------	----

HORTUMLAR / HOSES	75
-------------------------	----

TIG ELCEKLER / HANDLES	76
------------------------------	----

SİVİÇLER / SWITCHES	76
---------------------------	----

BAĞLANTI JAKLARI / CONNECTION ADAPTERS	76
---	----



PLAZMA SARF MALZEMELERİ / PLASMA CONSUMABLES	78
---	----



TEL SÜRME ÜNİTELERİ / WIRE FEEDERS

TEL SÜRME ÜNİTESİ 2x1 WIRE FEEDER 2x1	80
--	----

TEL SÜRME ÜNİTESİ 2x2 WIRE FEEDER 2x2	81
--	----

TEL SÜRME ÜNİTESİ 4x4 30 mm MAKARALI WIRE FEEDER 4x4 30 mm ROLL	82
--	----

TEL SÜRME ÜNİTESİ 4x4 40 mm MAKARALI WIRE FEEDER 4x4 40 mm ROLL	83
--	----





WEC-S

WEC-S 655Y

SU SOĞUTMALI

650 Amp. CO₂ / 590 Amp. KARIŞIM GAZ
ÇALIŞMA SÜRESİ / % 100
TEL ÇAPI / 1.0 - 2.0 mm.

WATER COOLED

650 Amp. CO₂ / 590 Amp. MIXED GASES
DUTY CYCLE / % 100
WIRE DIAMETER / 1.0 - 2.0 mm.



İKİ KADEMELİ SOĞUTMA DOUBLE COOLED

NO	ÜRÜN /ITEM	KOD /CODE
1	KOMPLE TORCH 3 MT./ COMPLETE TORCH 3 MT. KOMPLE TORCH 4 MT./ COMPLETE TORCH 4 MT.	TWS6553Y TWS6554Y
2	KUĞUBOYNU / SWANNECK	KBWS655Y
3	İZOLATÖR/ INSULATOR	FRWS515
4	MEME NİPELİ / TIP HOLDER	MNWS655Y
5	KONTAK MEME / CONTACT TIP 10X40 M10 (CuCrZr)	KMZ140100
6	NOZUL/ NOZZLE	NZ44812
7	KUĞUBOYNU İÇ KESİT / INSIDE SECTION OF SWANNECK	

ŞİMDİ
DAHA
HAFİF

NEW
SERIES


WEC-S 515W

SU SOĞUTMALI

500 Amp. CO₂ / 450 Amp. KARIŞIM GAZ
ÇALIŞMA SÜRESİ / % 100
TEL ÇAPI / 1.0 - 1.6 mm.

WATER COOLED

500 Amp. CO₂ / 450 Amp. MIXED GASES
DUTY CYCLE / % 100
WIRE DIAMETER / 1.0 - 1.6 mm.



NO	ÜRÜN / ITEM	KOD / CODE
1	KOMPLE TORCH 3 MT. / COMPLETE TORCH 3 MT.	TWSS153
	KOMPLE TORCH 4 MT. / COMPLETE TORCH 4 MT.	TWSS154
2	KUĞUBOYNU / SWANNECK	KBWS515
3	İZOLATÖR / INSULATOR	FRWS515
4	MEME NİPELİ / TIP HOLDER M8xM10	MNWS515
5	KONTAK MEME / CONTACT TIP 10x30 M8 (CuCrZr)	KMZ130800
6	NOZUL / NOZZLE	NZWS515
7	KUĞUBOYNU İÇ KESİT / INSIDE SECTION OF SWANNECK	

**NEW
SERIES**

WEC-S 505

HAVA SOĞUTMALI

450 Amp. CO₂ / 400 Amp. KARIŞIM GAZ
ÇALIŞMA SÜRESİ / % 60
TEL ÇAPI / 1.0 - 2.4 mm.

AIR COOLED

450 Amp. CO₂ / 400 Amp. MIXED GASES
DUTY CYCLE / % 60
WIRE DIAMETER / 1.0 - 2.4 mm.



NO	ÜRÜN /ITEM	KOD /CODE
1	KOMPLE TORCH 3 MT. / COMPLETE TORCH 3 MT.	TWS5053
	KOMPLE TORCH 4 MT. / COMPLETE TORCH 4 MT.	TWS5054
2	KUĞUBOYNU / SWANNECK	KBWS505
3	İZOLATÖR / INSULATOR	FRWS655
4	MEME NİPELİ / TIP HOLDER M10xM14	MNWS505
5	KONTAK MEME / CONTACT TIP 10x40 M10 (CuCrZr)	KMZ140100
6	NOZUL / NOZZLE	NZWS655

**NEW
SERIES**


WEC-S 405

HAVA SOĞUTMALI

330 Amp. CO₂ / 300 Amp. KARIŞIM GAZ
ÇALIŞMA SÜRESİ / % 60
TEL ÇAPI / 0.8 - 1.2 mm.

AIR COOLED

330 Amp. CO₂ / 300 Amp. MIXED GASES
DUTY CYCLE / % 60
WIRE DIAMETER / 0.8 - 1.2 mm.



NO	ÜRÜN /ITEM	KOD /CODE
1	KOMPLE TORCH 3 MT. / COMPLETE TORCH 3 MT.	TWS4053
	KOMPLE TORCH 4 MT. / COMPLETE TORCH 4 MT.	TWS4054
2	KUĞUBOYNU / SWANNECK	KBWS405
3	İZOLATÖR / INSULATOR	FRWS515
4	MEME NİPELİ / TIP HOLDER M8xM12	MNWS405
5	KONTAK MEME / CONTACT TIP 10x30 M8 (CuCrZr)	KMZ130800
5.1	KONTAK MEME / CONTACT TIP 8x28 M8 (CuCrZr)	KMZ828800
6	NOZUL / NOZZLE	NZWS515

**NEW
SERIES**

WEC-S 305

HAVA SOĞUTMALI

250 Amp. CO₂ / 220 Amp. KARIŞIM GAZ
ÇALIŞMA SÜRESİ / % 60
TEL ÇAPI / 0.8 - 1.2 mm.

AIR COOLED

250 Amp. CO₂ / 220 Amp. MIXED GASES
DUTY CYCLE / % 60
WIRE DIAMETER / 0.8 - 1.2 mm.



NO	ÜRÜN /ITEM	KOD /CODE
1	KOMPLE TORCH 3 MT. / COMPLETE TORCH 3 MT. KOMPLE TORCH 4 MT. / COMPLETE TORCH 4 MT.	TWS3053 TWS3054
2	KUĞUBOYNU / SWANNECK	KBWS305
3	İZOLATÖR / INSULATOR	FRWS305
4	MEME NİPELİ / TIP HOLDER M6 xM8	MNWS305
5	KONTAK MEME / CONTACT TIP 8x28 M6 (CuCrZr)	KMZ828600
5.1	KONTAK MEME / CONTACT TIP 6x28 M6	KM628600
6	NOZUL / NOZZLE	NZWS305




WEC-S 205

HAVA SOĞUTMALI

180 Amp. CO₂ / 150 Amp. KARIŞIM GAZ
ÇALIŞMA SÜRESİ / % 60
TEL ÇAPI / 0.6 - 1.0 mm.

AIR COOLED

180 Amp. CO₂ / 150 Amp. MIXED GASES
DUTY CYCLE / % 60
WIRE DIAMETER / 0.6 - 1.0 mm.



NO	ÜRÜN /ITEM	KOD /CODE
1	KOMPLE TORCH 3 MT. / COMPLETE TORCH 3 MT.	TWS2053
	KOMPLE TORCH 4 MT. / COMPLETE TORCH 4 MT.	TWS2054
2	KUĞUBOYNU / SWANNECK	KBWS205
3	İZOLATÖR / INSULATOR	FRWS205
4	MEME NİPELİ / TIP HOLDER M6xM8	MNWS305
5	KONTAK MEME / CONTACT TIP 6x28 M6	KM628600
6	NOZUL / NOZZLE	NZWS205




WEC-S 610

SU SOĞUTMALI

600 Amp. CO₂ / 550 Amp. KARIŞIM GAZ
ÇALIŞMA SÜRESİ / % 100
TEL ÇAPI / 1.0 - 1.6 mm.

WATER COOLED

600 Amp. CO₂ / 550 Amp. MIXED GASES
DUTY CYCLE / % 100
WIRE DIAMETER / 1.0 - 1.6 mm.



NO	ÜRÜN / ITEM	KOD / CODE
1	KOMPLE TORCH 3 MT. / COMPLETE TORCH 3 MT.	TWS06103
	KOMPLE TORCH 4 MT. / COMPLETE TORCH 4 MT.	TWS06104
2	KUĞUBOYNU / SWANNECK	KBW6100
3	KUĞUBOYNU İÇ İZOLE / INSIDE INSULATOR	FR22101
4	İZOLE PUL / ISOLATER	FR22100
5	GAZ DAĞITICI SERAMİK / GAS DIFFUSER CERAMIC	FRS20201
6	MEME NİPELİ / TIP HOLDER	MNWEC510
7	KONTAK MEME / CONTACT TIP 10x30 M8 (CuCrZr)	KMZ130800
8	NOZUL / NOZZLE	NZW5176
9	KUĞUBOYNU İÇ KESİT / INSIDE SECTION OF SWANNECK	


WEC-S 510

SU SOĞUTMALI

500 Amp. CO₂ / 450 Amp. KARIŞIM GAZ
ÇALIŞMA SÜRESİ / % 100
TEL ÇAPI / 1.0 - 1.6 mm.

WATER COOLED

500 Amp. CO₂ / 450 Amp. MIXED GASES
DUTY CYCLE / % 100
WIRE DIAMETER / 1.0 - 1.6 mm.



NO	ÜRÜN /ITEM	KOD /CODE
1	KOMPLE TORCH 3 MT. / COMPLETE TORCH 3 MT.	TWS05103
	KOMPLE TORCH 4 MT. / COMPLETE TORCH 4 MT.	TWS05104
2	KUĞUBOYNU / SWANNECK	KBW5100
3	KUĞUBOYNU İÇ İZOLE / INSIDE INSULATOR	FR22101
4	İZOLE PUL / ISOLATER	FR22100
5	GAZ DAĞITICI SERAMİK / GAS DIFFUSER CERAMIC	FRS20201
6	MEME NİPELİ / TIP HOLDER	MNWEC510
7	KONTAK MEME / CONTACT TIP 10x30 M8 (CuCrZr)	KMZ130800
8	NOZUL / NOZZLE	NZW5176
9	KUĞUBOYNU İÇ KESİT / INSIDE SECTION OF SWANNECK	


WEC-S 360

HAVA SOĞUTMALI

330 Amp. CO₂ / 300 Amp. KARIŞIM GAZ
ÇALIŞMA SÜRESİ / % 60
TEL ÇAPI / 0.8 - 1.2 mm.

AIR COOLED

330 Amp. CO₂ / 300 Amp. MIXED GASES
DUTY CYCLE / % 60
WIRE DIAMETER / 0.8 - 1.2 mm.



NO	ÜRÜN / ITEM	KOD / CODE
1	KOMPLE TORCH 3 MT. / COMPLETE TORCH 3 MT.	TWS03603
	KOMPLE TORCH 4 MT. / COMPLETE TORCH 4 MT.	TWS03604
2	KUĞUBOYNU / SWANNECK	KBW3600
3	GAZ DAĞITICI SERAMİK / GAS DIFFUSER CERAMIC	FRS30201
4	MEME NİPELİ / TIP HOLDER M6	MNWEC366
	MEME NİPELİ / TIP HOLDER M8	MNWEC368
5	KONTAK MEME / CONTACT TIP 8x28 M6 (CuCrZr)	KMZ828600
5.1	KONTAK MEME / CONTACT TIP 10x30 M8 (CuCrZr)	KMZ130800
6	NOZUL / NOZZLE	NZW3685


WEC-S 260

HAVA SOĞUTMALI

230 Amp. CO₂ / 200 Amp. KARIŞIM GAZ
ÇALIŞMA SÜRESİ / % 60
TEL ÇAPI / 0.8 - 1.2 mm.

AIR COOLED

230 Amp. CO₂ / 200 Amp. MIXED GASES
DUTY CYCLE / % 60
WIRE DIAMETER / 0.8 - 1.2 mm.



NO	ÜRÜN / ITEM	KOD / CODE
1	KOMPLE TORCH 3 MT. / COMPLETE TORCH 3 MT.	TWS02603
	KOMPLE TORCH 4 MT. / COMPLETE TORCH 4 MT.	TWS02604
2	KUĞUBOYNU / SWANNECK	KBW2600
3	İZOLATÖR / INSULATOR	FR20261
4	NOZUL YATAĞI / NOZZLE HOLDER	NY31411
5	MEME NİPELİ / TIP HOLDER	MNWEC260
6	KONTAK MEME / CONTACT TIP 6x28 M6	KM628600
6.1	KONTAK MEME / CONTACT TIP 8x28 M6 (CuCrZr)	KMZ828600
7	NOZUL / NOZZLE	NZW2657


WEC-S 240

HAVA SOĞUTMALI

250 Amp. CO₂ / 220 Amp. KARIŞIM GAZ
ÇALIŞMA SÜRESİ / % 60
TEL ÇAPI / 0.8 - 1.2 mm.

AIR COOLED

250 Amp. CO₂ / 220 Amp. MIXED GASES
DUTY CYCLE / % 60
WIRE DIAMETER / 0.8 - 1.2 mm.



NO	ÜRÜN / ITEM	KOD / CODE
1	KOMPLE TORCH 3 MT. / COMPLETE TORCH 3 MT.	TWS02403
	KOMPLE TORCH 4 MT. / COMPLETE TORCH 4 MT.	TWS02404
2	KUĞUBOYNU / SWANNECK	KBW2400
3	GAZ DAĞITICI SERAMİK / GAS DIFFUSER CERAMIC	FRS40201
4	MEME NİPELİ / TIP HOLDER	MNWEC240
5	KONTAK MEME / CONTACT TIP 6x28 M6	KM628600
5.1	KONTAK MEME / CONTACT TIP 8x28 M6 (CuCrZr)	KMZ828600
6	NOZUL / NOZZLE	NZW2465

WEC-S 180

HAVA SOĞUTMALI

180 Amp. CO₂ / 150 Amp. KARIŞIM GAZ
ÇALIŞMA SÜRESİ / % 60
TEL ÇAPI / 0.6 - 1.0 mm.

AIR COOLED

180 Amp. CO₂ / 150 Amp. MIXED GASES
DUTY CYCLE / % 60
WIRE DIAMETER / 0.6 - 1.0 mm.



NO	ÜRÜN /ITEM	KOD /CODE
1	KOMPLE TORCH 3 MT. / COMPLETE TORCH 3 MT.	TWS01803
	KOMPLE TORCH 4 MT. / COMPLETE TORCH 4 MT.	TWS01804
2	KUĞUBOYNU / SWANNECK	KBW1800
3	İZOLATÖR / INSULATOR	FR20180
4	NOZUL YATAĞI / NOZZLE HOLDER	NY18128
5	KONTAK MEME / CONTACT TIP 6x28 M6	KM628600
6	NOZUL / NOZZLE	NZW1855



NO	ÜRÜN /ITEM	KOD /CODE
1	KOMPLE ELCEK / COMPLETE HANDLE	ELWS010
2	ELCEK VE ARKA KORUMA LASTİĞİ KONİK (HAVA SOĞUTMALI) PROTECTOR SPRING OF HANDLE AND BACK ADAPTER (AIR COOLED)	ELWS030
3	ELCEK VE ARKA KORUMA LASTİĞİ DÜZ (SU SOĞUTMALI) PROTECTOR SPRING OF HANDLE AND BACK ADAPTER (WATER COOLED)	ELWS031
4	ELCEK VE ARKA KORUMA YAYI KONİK (HAVA SOĞUTMALI) PROTECTOR SPRING OF HANDLE AND BACK ADAPTER (AIR COOLED)	ELWS034
4A	ELCEK VE ARKA KORUMA YAYI DÜZ (SU SOĞUTMALI) PROTECTOR SPRING OF HANDLE AND BACK ADAPTER (WATER COOLED)	ELWS033
5	TETİK / TRIGGER	ELWS060
6	ELCEK KELEPÇESİ / HANDLE CLAMP	ELWS070
7	ADAPTÖR KORUMA PLASTİĞİ (WEC-S) ADAPTER HOLDER (WEC-S)	TAWS010
8	ARKA BAĞLANTI REKORU / BACK CONNECTION NUT	TAWS030
9	SİVİÇ / SWITCH	ELH3015



WEC


WEC 610

SU SOĞUTMALI

600 Amp. CO₂ / 550 Amp. KARIŞIM GAZ
ÇALIŞMA SÜRESİ / % 100
TEL ÇAPI / 1.0 - 1.6 mm.

WATER COOLED

600 Amp. CO₂ / 550 Amp. MIXED GASES
DUTY CYCLE / % 100
WIRE DIAMETER / 1.0 - 1.6 mm.



NO	ÜRÜN / ITEM	KOD / CODE
1	KOMPLE TORCH 3 MT. / COMPLETE TORCH 3 MT.	TW06103
	KOMPLE TORCH 4 MT. / COMPLETE TORCH 4 MT.	TW06104
2	KUĞUBOYNU / SWANNECK	KBW6100
3	KUĞUBOYNU İÇ İZOLE / INSIDE INSULATOR	FR22101
4	İZOLE PUL / ISOLATER	FR22100
5	GAZ DAĞITICI SERAMİK / GAS DIFFUSER CERAMIC	FRS20201
6	MEME NİPELİ / TIP HOLDER	MNWECS10
7	KONTAK MEME / CONTACT TIP 10x30 M8 (CuCrZr)	KMZ130800
8	NOZUL / NOZZLE	NZW5176
9	KUĞUBOYNU İÇ KESİTİ / INSIDE SECTION OF SWANNECK	


WEC 510

SU SOĞUTMALI

500 Amp. CO₂ / 450 Amp. KARIŞIM GAZ
ÇALIŞMA SÜRESİ / % 100
TEL ÇAPI / 1.0 - 1.6 mm.

WATER COOLED

500 Amp. CO₂ / 450 Amp. MIXED GASES
DUTY CYCLE / % 100
WIRE DIAMETER / 1.0 - 1.6 mm.



NO	ÜRÜN / ITEM	KOD / CODE
1	KOMPLE TORCH 3 MT. / COMPLETE TORCH 3 MT. KOMPLE TORCH 4 MT. / COMPLETE TORCH 4 MT.	TW05103 TW05104
2	KUĞUBOYNU / SWANNECK	KBW5100
3	KUĞUBOYNU İÇ İZOLE / INSIDE INSULATOR	FR22101
4	İZOLE PUL / ISOLATER	FR22100
5	GAZ DAĞITICI SERAMİK / GAS DIFFUSER CERAMIC	FRS20201
6	MEME NİPELİ / TIP HOLDER	MNWEC510
7	KONTAK MEME / CONTACT TIP 10x30 M8 (CuCrZr)	KMZ130800
8	NOZUL / NOZZLE	NZW5176
9	KUĞUBOYNU İÇ KESİT / INSIDE SECTION OF SWANNECK	

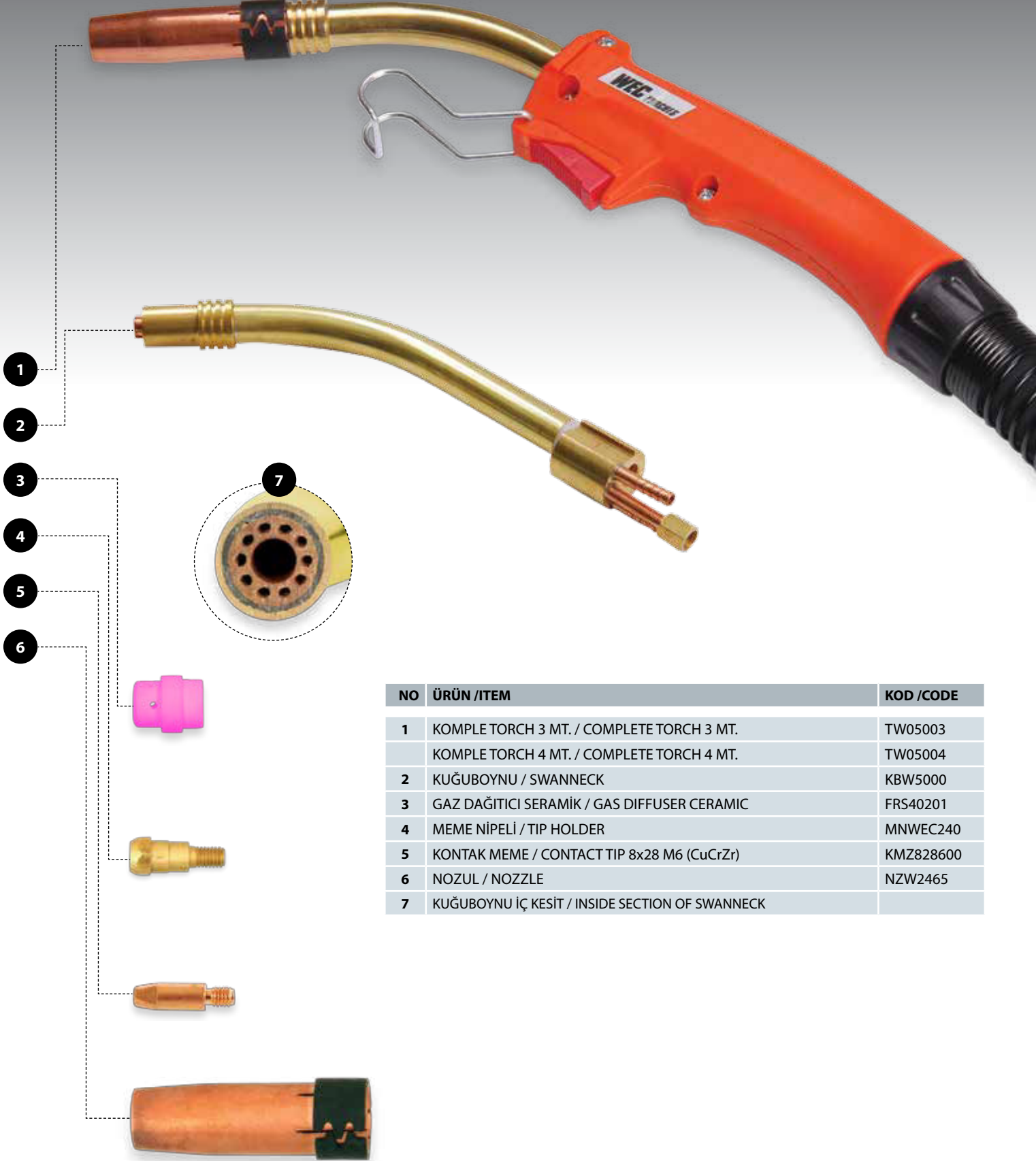
WEC 500

SU SOĞUTMALI

450 Amp. CO₂ / 410 Amp. KARIŞIM GAZ
ÇALIŞMA SÜRESİ / % 100
TEL ÇAPI / 1.0 - 1.6 mm.

WATER COOLED

450 Amp. CO₂ / 410 Amp. MIXED GASES
DUTY CYCLE / % 100
WIRE DIAMETER / 1.0 - 1.6 mm.



NO	ÜRÜN / ITEM	KOD / CODE
1	KOMPLE TORCH 3 MT. / COMPLETE TORCH 3 MT. KOMPLE TORCH 4 MT. / COMPLETE TORCH 4 MT.	TW05003 TW05004
2	KUĞUBOYNU / SWANNECK	KBW5000
3	GAZ DAĞITICI SERAMİK / GAS DIFFUSER CERAMIC	FRS40201
4	MEME NİPELİ / TIP HOLDER	MNWEC240
5	KONTAK MEME / CONTACT TIP 8x28 M6 (CuCrZr)	KMZ828600
6	NOZUL / NOZZLE	NZW2465
7	KUĞUBOYNU İÇ KESİT / INSIDE SECTION OF SWANNECK	

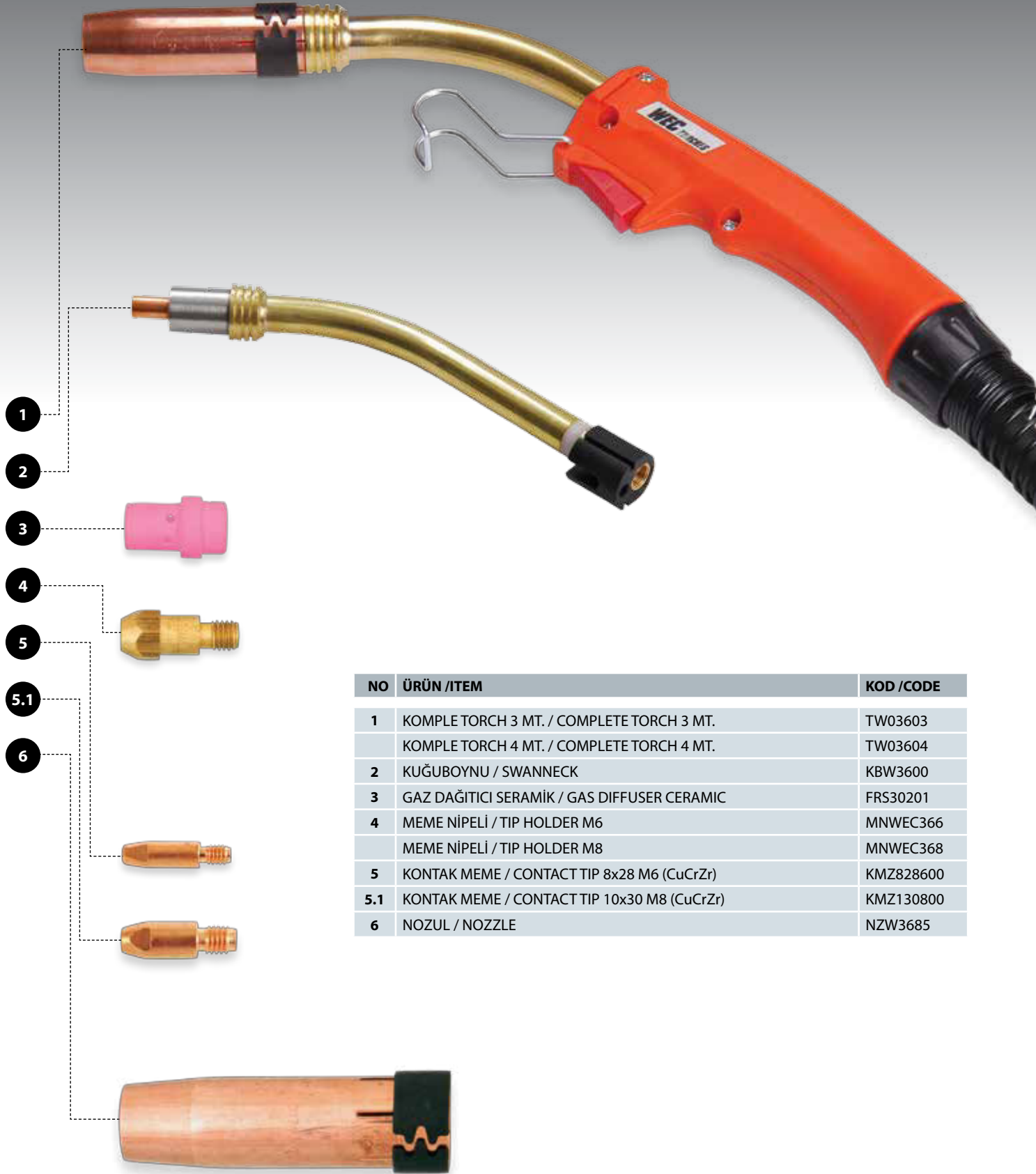
WEC 360

HAVA SOĞUTMALI

330 Amp. CO₂ / 300 Amp. KARIŞIM GAZ
ÇALIŞMA SÜRESİ / % 60
TEL ÇAPI / 0.8 - 1.2 mm.

AIR COOLED

330 Amp. CO₂ / 300 Amp. MIXED GASES
DUTY CYCLE / % 60
WIRE DIAMETER / 0.8 - 1.2 mm.



NO	ÜRÜN / ITEM	KOD / CODE
1	KOMPLE TORCH 3 MT. / COMPLETE TORCH 3 MT.	TW03603
	KOMPLE TORCH 4 MT. / COMPLETE TORCH 4 MT.	TW03604
2	KUĞUBOYNU / SWANNECK	KBW3600
3	GAZ DAĞITICI SERAMİK / GAS DIFFUSER CERAMIC	FRS30201
4	MEME NİPELİ / TIP HOLDER M6	MNWEC366
	MEME NİPELİ / TIP HOLDER M8	MNWEC368
5	KONTAK MEME / CONTACT TIP 8x28 M6 (CuCrZr)	KMZ828600
5.1	KONTAK MEME / CONTACT TIP 10x30 M8 (CuCrZr)	KMZ130800
6	NOZUL / NOZZLE	NZW3685


WEC 260

HAVA SOĞUTMALI

230 Amp. CO₂ / 200 Amp. KARIŞIM GAZ
ÇALIŞMA SÜRESİ / % 60
TEL ÇAPI / 0.8 - 1.2 mm.

AIR COOLED

230 Amp. CO₂ / 200 Amp. MIXED GASES
DUTY CYCLE / % 60
WIRE DIAMETER / 0.8 - 1.2 mm.



NO	ÜRÜN / ITEM	KOD / CODE
1	KOMPLE TORCH 3 MT. / COMPLETE TORCH 3 MT.	TW02603
	KOMPLE TORCH 4 MT. / COMPLETE TORCH 4 MT.	TW02604
2	KUĞUBOYNU / SWANNECK	KBW2600
3	İZOLATÖR / INSULATOR	FR20261
4	NOZUL YATAĞI / NOZZLE HOLDER	NY31411
5	MEME NİPELİ / TIP HOLDER	MNWEC260
6	KONTAK MEME / CONTACT TIP 6x28 M6	KM628600
6.1	KONTAK MEME / CONTACT TIP 8x28 M6 (CuCrZr)	KMZ828600
7	NOZUL / NOZZLE	NZW2657

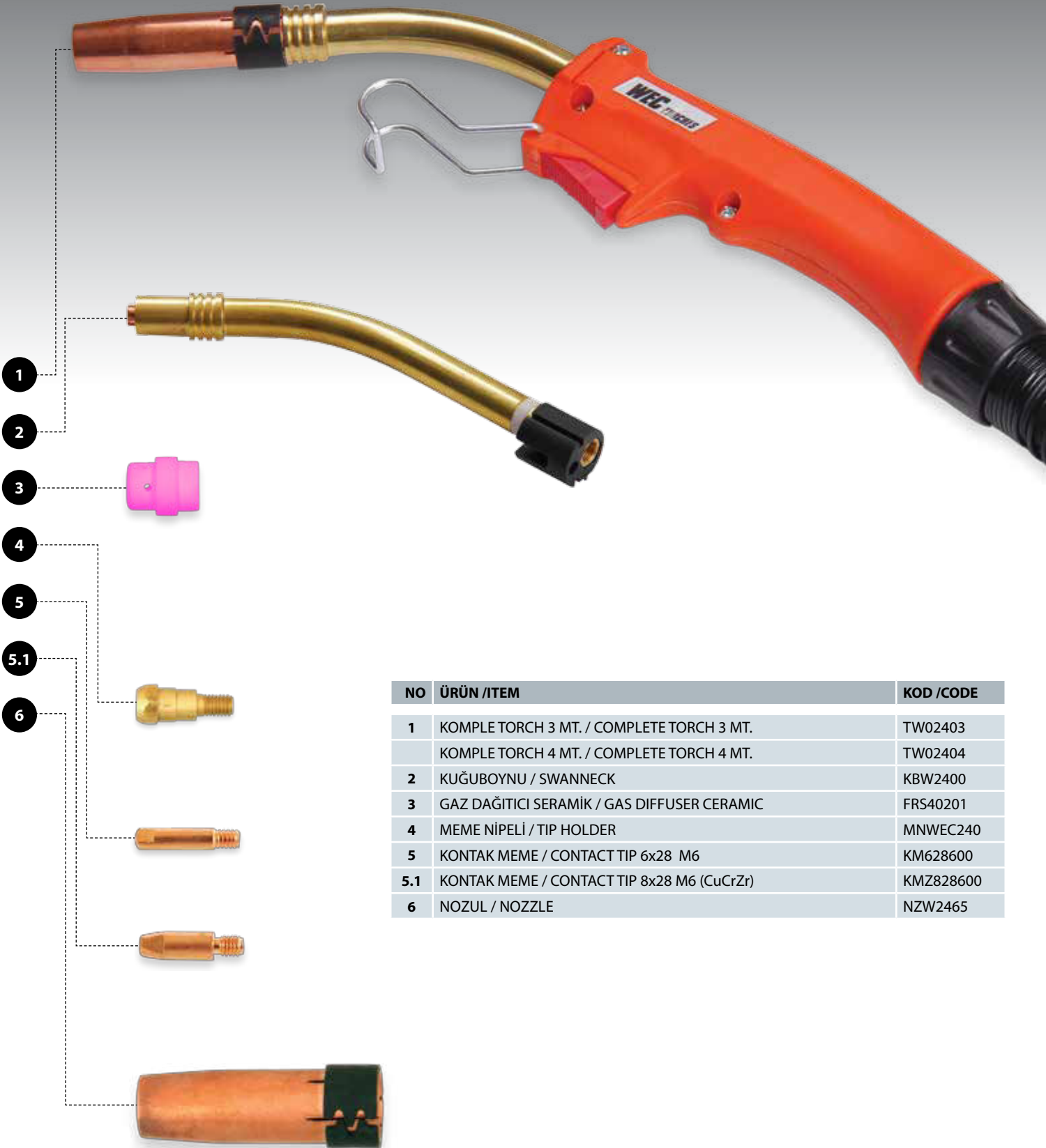
WEC 240

HAVA SOĞUTMALI

250 Amp. CO₂ / 220 Amp. KARIŞIM GAZ
ÇALIŞMA SÜRESİ / % 60
TEL ÇAPI / 0.8 - 1.2 mm.

AIR COOLED

250 Amp. CO₂ / 220 Amp. MIXED GASES
DUTY CYCLE / % 60
WIRE DIAMETER / 0.8 - 1.2 mm.



NO	ÜRÜN /ITEM	KOD /CODE
1	KOMPLE TORCH 3 MT. / COMPLETE TORCH 3 MT.	TW02403
	KOMPLE TORCH 4 MT. / COMPLETE TORCH 4 MT.	TW02404
2	KUĞUBOYNU / SWANNECK	KBW2400
3	GAZ DAĞITICI SERAMİK / GAS DIFFUSER CERAMIC	FRS40201
4	MEME NİPELİ / TIP HOLDER	MNWEC240
5	KONTAK MEME / CONTACT TIP 6x28 M6	KM628600
5.1	KONTAK MEME / CONTACT TIP 8x28 M6 (CuCrZr)	KMZ828600
6	NOZUL / NOZZLE	NZW2465


WEC 180

HAVA SOĞUTMALI

180 Amp. CO₂ / 150 Amp. KARIŞIM GAZ
ÇALIŞMA SÜRESİ / % 60
TEL ÇAPI / 0.6 - 1.0 mm.

AIR COOLED

180 Amp. CO₂ / 150 Amp. MIXED GASES
DUTY CYCLE / % 60
WIRE DIAMETER / 0.6 - 1.0 mm.



NO	ÜRÜN /ITEM	KOD /CODE
1	KOMPLE TORCH 3 MT. / COMPLETE TORCH 3 MT.	TW01803
	KOMPLE TORCH 4 MT. / COMPLETE TORCH 4 MT.	TW01804
2	KUĞUBOYNU / SWANNECK	KBW1800
3	İZOLATÖR / INSULATOR	FR20180
4	NOZUL YATAĞI / NOZZLE HOLDER	NY18128
5	KONTAK MEME / CONTACT TIP 6x28 M6	KM628600
6	NOZUL / NOZZLE	NZW1855



AT-DT

DT 700


AĞIR HİZMET TORCHU
HEAVY DUTY TORCH

SU SOĞUTMALI

700 Amp. CO₂ / 600 Amp. KARIŞIM GAZ
ÇALIŞMA SÜRESİ / % 100
TEL ÇAPI / 1.2 - 2.4 mm.

WATER COOLED

700 Amp. CO₂ / 600 Amp. MIXED GASES
DUTY CYCLE / % 100
WIRE DIAMETER / 1.2 - 2.4 mm.



NO	ÜRÜN / ITEM	KOD / CODE
1	KOMPLE TORCH 3 MT. / COMPLETE TORCH 3 MT.	TR12703
	KOMPLE TORCH 4 MT. / COMPLETE TORCH 4 MT.	TR12704
2	KUĞUBOYNU / SWANNECK	KB70001
3	İZOLATÖR / INSULATOR	FR70103
4	MEME NİPELİ UZUN TİP / TIP HOLDER LONG TYPE M8	MN73151
4.1	MEME NİPELİ KISA TİP / TIP HOLDER SHORT TYPE M10	MN73150
5	KONTAK MEME / CONTACT TIP 10x30 M8 (CuCrZr)	KMZ130800
5.1	KONTAK MEME / CONTACT TIP 10x40 M10 (CuCrZr)	KMZ140100
6	NOZUL / NOZZLE	NZ28911
7	KUĞUBOYNU İÇ KESİTİ / INSIDE SECTION OF SWANNECK	


DT 650 YT

SU SOĞUTMALI

600 Amp. CO₂ / 550 Amp. KARIŞIM GAZ
ÇALIŞMA SÜRESİ / % 100
TEL ÇAPI / 1.0 - 1.6 mm.

WATER COOLED

600 Amp. CO₂ / 550 Amp. MIXED GASES
DUTY CYCLE / % 100
WIRE DIAMETER / 1.0 - 1.6 mm.



NO	ÜRÜN /ITEM	KOD /CODE
1	KOMPLE TORCH 3 MT. / COMPLETE TORCH 3 MT. KOMPLE TORCH 4 MT. / COMPLETE TORCH 4 MT.	TR01653Y TR01654Y
2	KUĞUBOYNU / SWANNECK	KB600650
3	MEME NİPELİ / TIP HOLDER	MN73149
4	KONTAK MEME / CONTACT TIP 10x30 M8 (CuCrZr)	KMZ130800
5	NOZUL / NOZZLE	NZ28912
6	KUĞUBOYNU İÇ KESİT / INSIDE SECTION OF SWANNECK	


DT 650 ET

SU SOĞUTMALI

600 Amp. CO₂ / 550 Amp. KARIŞIM GAZ
ÇALIŞMA SÜRESİ / % 100
TEL ÇAPI / 1.0 - 1.6 mm.

WATER COOLED

600 Amp. CO₂ / 550 Amp. MIXED GASES
DUTY CYCLE / % 100
WIRE DIAMETER / 1.0 - 1.6 mm.



NO	ÜRÜN /ITEM	KOD /CODE
1	KOMPLE TORCH 3 MT. / COMPLETE TORCH 3 MT.	TR01653
	KOMPLE TORCH 4 MT. / COMPLETE TORCH 4 MT.	TR01654
2	KUĞUBOYNU / SWANNECK	KB614612
3	İZOLATÖR / INSULATOR	FR65103
4	MEME NİPELİ / TIP HOLDER	MN50650
5	KONTAK MEME / CONTACT TIP 10x30 M8 (CuCrZr)	KMZ130800
6	NOZUL / NOZZLE	NZ24761
7	KUĞUBOYNU İÇ KESİT / INSIDE SECTION OF SWANNECK	


ATÖ 500

HAVA SOĞUTMALI

450 Amp. CO₂ / 400 Amp. KARIŞIM GAZ
ÇALIŞMA SÜRESİ / % 60
TEL ÇAPI / 1.0 - 2.4 mm.

AIR COOLED

450 Amp. CO₂ / 400 Amp. MIXED GASES
DUTY CYCLE / % 60
WIRE DIAMETER / 1.0 - 2.4 mm.



NO	ÜRÜN /ITEM	KOD /CODE
1	KOMPLE TORCH 3 MT. / COMPLETE TORCH 3 MT.	TRÖ0503
	KOMPLE TORCH 4 MT. / COMPLETE TORCH 4 MT.	TRÖ0504
2	KUĞUBOYNU / SWANNECK	KB50001
3	İZOLATÖR / INSULATOR	FR70103
4	KONTAK MEME / CONTACT TIP 10x40 M10 (CuCrZr)	KMZ140100
5	NOZUL / NOZZLE	NZ28911


AT 400

HAVA SOĞUTMALI

330 Amp. CO₂ / 300 Amp. KARIŞIM GAZ
ÇALIŞMA SÜRESİ / % 60
TEL ÇAPI / 0.8 - 1.2 mm.

AIR COOLED

330 Amp. CO₂ / 300 Amp. MIXED GASES
DUTY CYCLE / % 60
WIRE DIAMETER / 0.8 - 1.2 mm.



NO	ÜRÜN /ITEM	KOD /CODE
1	KOMPLE TORCH 3 MT. / COMPLETE TORCH 3 MT.	TR01403
	KOMPLE TORCH 4 MT. / COMPLETE TORCH 4 MT.	TR01404
2	KUĞUBOYNU / SWANNECK	KB41205
3	NOZUL YATAĞI / NOZZLE HOLDER M8	NY41612
4	KONTAK MEME / CONTACT TIP 8x28 M8 (CuCrZr)	KMZ828800
4.1	KONTAK MEME / CONTACT TIP 10x30 M8 (CuCrZr)	KMZ130800
5	NOZUL / NOZZLE	NZ24762


AT 300

HAVA SOĞUTMALI

250 Amp. CO₂ / 220 Amp. KARIŞIM GAZ
ÇALIŞMA SÜRESİ / % 60
TEL ÇAPI / 0.8 - 1.2 mm.

AIR COOLED

250 Amp. CO₂ / 220 Amp. MIXED GASES
DUTY CYCLE / % 60
WIRE DIAMETER / 0.8 - 1.2 mm.



NO	ÜRÜN /ITEM	KOD /CODE
1	KOMPLE TORCH 3 MT. / COMPLETE TORCH 3 MT.	TR01303
	KOMPLE TORCH 4 MT. / COMPLETE TORCH 4 MT.	TR01304
2	KUĞUBOYNU / SWANNECK	KB30001
3	NOZUL YATAĞI / NOZZLE HOLDER M6	NY31410
	NOZUL YATAĞI / NOZZLE HOLDER M8	NY31412
4	KONTAK MEME / CONTACT TIP 6x28 M6	KM628600
4.1	KONTAK MEME / CONTACT TIP 8x28 M6 (CuCrZr)	KMZ828600
4.2	KONTAK MEME / CONTACT TIP 8x28 M8 (CuCrZr)	KMZ828800
5	NOZUL / NOZZLE	NZ22762



PROWEC

www.anadolukaynak.com.tr


PROWEC 510

SU SOĞUTMALI

500 Amp. CO₂ / 450 Amp. KARIŞIM GAZ
ÇALIŞMA SÜRESİ / % 100
TEL ÇAPI / 1.0 - 1.6 mm.

WATER COOLED

500 Amp. CO₂ / 450 Amp. MIXED GASES
DUTY CYCLE / % 100
WIRE DIAMETER / 1.0 - 1.6 mm.



NO	ÜRÜN / ITEM	KOD / CODE
1	KOMPLE TORCH 3 MT. / COMPLETE TORCH 3 MT.	TWPRO5103
	KOMPLE TORCH 4 MT. / COMPLETE TORCH 4 MT.	TWPRO5104
2	KUĞUBOYNU / SWANNECK	KBW5100
3	KUĞUBOYNU İÇ İZOLE / INSIDE INSULATOR	FR22101
4	İZOLE PUL / ISOLATER	FR22100
5	GAZ DAĞITICI SERAMİK / GAS DIFFUSER CERAMIC	FRS20201
6	MEME NİPELİ / TIP HOLDER	MNWEC510
7	KONTAK MEME / CONTACT TIP 10x30 M8 (CuCrZr)	KMZ130800
8	NOZUL / NOZZLE	NZW5176


PROWEC 360

HAVA SOĞUTMALI

330 Amp. CO₂ / 300 Amp. KARIŞIM GAZ
ÇALIŞMA SÜRESİ / % 60
TEL ÇAPI / 0.8 - 1.2 mm.

AIR COOLED

330 Amp. CO₂ / 300 Amp. MIXED GASES
DUTY CYCLE / % 60
WIRE DIAMETER / 0.8 - 1.2 mm.



NO	ÜRÜN /ITEM	KOD /CODE
1	KOMPLE TORCH 3 MT. / COMPLETE TORCH 3 MT.	TWPRO3603
	KOMPLE TORCH 4 MT. / COMPLETE TORCH 4 MT.	TWPRO3604
2	KUĞUBOYNU / SWANNECK	KBW3600
3	GAZ DAĞITICI SERAMİK / GAS DIFFUSER CERAMIC	FRS30201
4	MEME NİPELİ / TIP HOLDER M6	MNWEC366
	MEME NİPELİ / TIP HOLDER M8	MNWEC368
5	KONTAK MEME / CONTACT TIP 8x28 M6 (CuCrZr)	KMZ828600
5.1	KONTAK MEME / CONTACT TIP 10x30 M8 (CuCrZr)	KMZ130800
6	NOZUL / NOZZLE	NZW3685


PROWEC 260

HAVA SOĞUTMALI

230 Amp. CO₂ / 200 Amp. KARIŞIM GAZ
ÇALIŞMA SÜRESİ / % 60
TEL ÇAPI / 0.8 - 1.2 mm.

AIR COOLED

230 Amp. CO₂ / 200 Amp. MIXED GASES
DUTY CYCLE / % 60
WIRE DIAMETER / 0.8 - 1.2 mm.



NO	ÜRÜN /ITEM	KOD /CODE
1	KOMPLE TORCH 3 MT. / COMPLETE TORCH 3 MT.	TWPRO2603
	KOMPLE TORCH 4 MT. / COMPLETE TORCH 4 MT.	TWPRO2604
2	KUĞUBOYNU / SWANNECK	KBW2600
3	İZOLATÖR / INSULATOR	FR20261
4	NOZUL YATAĞI / NOZZLE HOLDER	NY31411
5	MEME NİPELİ / TIP HOLDER	MNWE260
6	KONTAK MEME / CONTACT TIP 6x28 M6	KM628600
6.1	KONTAK MEME / CONTACT TIP 8x28 M6 (CuCrZr)	KMZ828600
7	NOZUL / NOZZLE	NZW2657


PROWEC 240

HAVA SOĞUTMALI

250 Amp. CO₂ / 220 Amp. KARIŞIM GAZ
ÇALIŞMA SÜRESİ / % 60
TEL ÇAPI / 0.8 - 1.2 mm.

AIR COOLED

250 Amp. CO₂ / 220 Amp. MIXED GASES
DUTY CYCLE / % 60
WIRE DIAMETER / 0.8 - 1.2 mm.



NO	ÜRÜN /ITEM	KOD /CODE
1	KOMPLE TORCH 3 MT. / COMPLETE TORCH 3 MT.	TWPRO2403
	KOMPLE TORCH 4 MT. / COMPLETE TORCH 4 MT.	TWPRO2404
2	KUĞUBOYNU / SWANNECK	KBW2400
3	GAZ DAĞITICI SERAMİK / GAS DIFFUSER CERAMIC	FRS40201
4	MEME NİPELİ / TIP HOLDER	MNWEC240
5	KONTAK MEME / CONTACT TIP 6x28 M6	KM628600
5.1	KONTAK MEME / CONTACT TIP 8x28 M6 (CuCrZr)	KMZ828600
6	NOZUL / NOZZLE	NZW2465

PROWEC 180

HAVA SOĞUTMALI

180 Amp. CO₂ / 150 Amp. KARIŞIM GAZ
ÇALIŞMA SÜRESİ / % 60
TEL ÇAPI / 0.6 - 1.0 mm.

AIR COOLED

180 Amp. CO₂ / 150 Amp. MIXED GASES
DUTY CYCLE / % 60
WIRE DIAMETER / 0.6 - 1.0 mm.



NO	ÜRÜN /ITEM	KOD /CODE
1	KOMPLE TORCH 3 MT. / COMPLETE TORCH 3 MT.	TWPRO1803
	KOMPLE TORCH 4 MT. / COMPLETE TORCH 4 MT.	TWPRO1804
2	KUĞUBOYNU / SWANNECK	KBW1800
3	İZOLATÖR / INSULATOR	FR20180
4	NOZUL YATAĞI / NOZZLE HOLDER	NY18128
5	KONTAK MEME / CONTACT TIP 6x28 M6	KM628600
6	NOZUL / NOZZLE	NZW1855



KIRBAÇ


KIRBAÇ 250

HAVA SOĞUTMALI

230 Amp. CO₂ / 200 Amp. KARIŞIM GAZ
ÇALIŞMA SÜRESİ / % 60
TEL ÇAPI / 0.8 - 1.2 mm.

AIR COOLED

230 Amp. CO₂ / 200 Amp. MIXED GASES
DUTY CYCLE / % 60
WIRE DIAMETER / 0.8 - 1.2 mm.



NO	ÜRÜN /ITEM	KOD /CODE
1	KOMPLE TORCH 3 MT. / COMPLETE TORCH 3 MT.	TYT2503
	KOMPLE TORCH 4 MT. / COMPLETE TORCH 4 MT.	TYT2504
2	KUĞUBOYNU / SWANNECK	KBK2500
3	FİBER İZOLATÖR / INSULATOR	NYF260
4	NOZUL YATAĞI / NOZZLE HOLDER	NY31411
5	MEME NİPELİ / TIP HOLDER	MNWEC260
6	KONTAK MEME / CONTACT TIP 6x28 M6	KM628600
6.1	KONTAK MEME / CONTACT TIP 8x28 M6 CuCrZr	KMZ828600
7	NOZUL / NOZZLE	NZW2657


KIRBAÇ 150

HAVA SOĞUTMALI

180 Amp. CO₂ / 150 Amp. KARIŞIM GAZ
ÇALIŞMA SÜRESİ / % 60
TEL ÇAPI / 0.6 - 1.0 mm.

AIR COOLED

180 Amp. CO₂ / 150 Amp. MIXED GASES
DUTY CYCLE / % 60
WIRE DIAMETER / 0.6 - 1.0 mm.




NO	ÜRÜN /İTEM	KOD /CODE
1	KOMPLE TORCH 3 MT. / COMPLETE TORCH 3 MT.	TYT1503
	KOMPLE TORCH 4 MT. / COMPLETE TORCH 4 MT.	TYT1504
2	KUĞUBOYNU / SWANNECK	KBK1500
3	NOZUL YATAĞI / NOZZLE HOLDER	NY18128
4	İZOLATÖR / INSULATOR	FR20180
5	KONTAK MEME / CONTACT TIP 6x28 M6	KM628600
6	NOZUL / NOZZLE	NZW1855





**MIG TORCH YEDEKLERİ VE AKSESUARLARI
SPARE PARTS AND ACCESORIES OF MIG TORCHES**

KUĞUBOYUNLARI / SWANNECKS



NO	ÜRÜN /ITEM	KOD /CODE
1	WEC-S 655W	KBWS655
2	WEC-S 515 W	KBWS515
3	DT 700	KB70001
4	DT 650 Y.T.	KB600650
5	DT 650 E.T.	KB614612
6	WEC 610 / WEC-S 610	KBW6100
7	WEC510 / WEC-S 510 / PROWEC510	KBW5100
8	WEC 500	KBW5000
9	ATÖ 500	KB50001
10	WEC-S505	KBWS505

KUĞUBOYUNLARI / SWANNECKS

11



12



13



14



15



16



17



18



19



20



21



NO	ÜRÜN /ITEM	KOD /CODE
11	WEC 360 / WEC-S 360 / PROWEC 360	KBW3600
12	WEC260 / WEC-S 260 / PROWEC 260	KBW2600
13	WEC240 / WEC-S 240 / PROWEC 240	KBW2400
14	WEC180 / WEC-S 180 / PROWEC 180	KBW1800
15	WEC-S 405	KBWS405
16	WEC-S 305	KBWS305
17	WEC-S 205	KBWS205
18	AT400	KB41205
19	AT300	KB30001
20	KIRBAÇ 250	KBK2500
21	KIRBAÇ 150	KBK1500

DÜZ BOYUNLAR / STRAIGHT NECKS



NO	ÜRÜN /ITEM	KOD /CODE
1	WEC-S 655 W	KBWS655R
2	WEC-S 515 W	KBWS515R
3	DT700	KB70002
4	DT650 YT	KB600651
5	DT650 ET	KB614613
6	WEC610 / WEC-S 610	KBW6100R
7	WEC510 / WEC-S 510 / PROWEC 510	KBW5100R
8	WEC500	KBW5000R
9	WEC360 / WEC-S 360 / PROWEC 360	KBW3600R
10	WEC260 / WEC-S 260 / PROWEC 260	KBW2600R
11	WEC240 / WEC-S 240 / PROWEC 240	KBW2400R
12	WEC180 / WEC-S 180 / PROWEC 180	KBW1800R
13	ATÖ500	KB50002
14	WEC-S505	KBWS505R
15	WEC-S405	KBWS405R
16	WEC-S305	KBWS305R
17	WEC-S205	KBWS205R
18	AT400	KB41208
19	AT300	KB30003

OTOMASYON BOYUNLAR / AUTOMATION NECKS



NO	ÜRÜN /ITEM	KOD /CODE
1	240 OTOMASYON	KBWOT240
2	260 OTOMASYON	KBWOT260
3	360 OTOMASYON	KBWOT360
4	500 OTOMASYON	KBWOT500
5	510 OTOMASYON	KBWOT510

NOZULLAR / NOZZLES



NO	ÜRÜN /ITEM		KOD /CODE
1	WEC180 / WEC-S 180 / PROWEC180 / KIRBAÇ150	19x55 mm.	NZW1855
2	WEC240 / WEC-S 240 / PROWEC240	20x65 mm.	NZW2465
3	WEC260 / WEC-S 260 / PROWEC260 / KIRBAÇ250	22x57 mm.	NZW2657
4	WEC360 / WEC-S 360 / PROWEC360	24x85 mm.	NZW3685
5	WEC500	20x65 mm.	NZW2465
6	WEC510 / WEC-S 510 / PROWEC 510	24x76 mm.	NZW5176
7	WEC610 / WEC-S 610	24x76 mm.	NZW5176
8	AT300 DİŞLİ - THREADED	22x76 mm.	NZ22762
9	AT400 DİŞLİ - THREADED	24x76 mm.	NZ24762
10	ATÖ500	28x84 mm.	NZ28911
11	DT650 ET	24x76 mm.	NZ24761
12	DT650 YT DİŞLİ - THREADED	28x84 mm.	NZ28912
13	DT700	28x84 mm.	NZ28911
14	WEC-S 655W / WEC-S 505		NZWS655
15	WEC-S 515W / WEC-S 405		NZWS515
16	WEC-S 305		NZWS305
17	WEC-S 205		NZWS205

KONTAK MEMELER / CONTACT TIPS



ÜRÜN / ITEM	KOD / CODE
6x25 mm. M6 0.8 E-CU	KW625608
6x25 mm. M6 1.0 E-CU	KW625610
6x25 mm. M6 0.8 CuDHP	KM625608
6x25 mm. M6 1.0 CuDHP	KM625610

ÜRÜN / ITEM	KOD / CODE
6x28 mm. M6 0.8 CuDHP	KM628608
6x28 mm. M6 1.0 CuDHP	KM628610
6x28 mm. M6 1.2 CuDHP	KM628612

ÜRÜN / ITEM	KOD / CODE
8x28 mm. M6 0.8 E-CU	KW828608
8x28 mm. M6 1.0 E-CU	KW828610
8x28 mm. M6 1.2 E-CU	KW828612
8x28 mm. M6 0.8 CuDHP	KM828608
8x28 mm. M6 1.0 CuDHP	KM828610
8x28 mm. M6 1.2 CuDHP	KM828612
8x28 mm. M6 1.0 CuCrZr	KMZ828610
8x28 mm. M6 1.2 CuCrZr	KMZ828612



ÜRÜN / ITEM	KOD / CODE
8x28 mm. M8 0.8 E-CU	KW828808
8x28 mm. M8 1.0 E-CU	KW828810
8x28 mm. M8 1.2 E-CU	KW828812
8x28 mm. M8 0.8 CuDHP	KM828808
8x28 mm. M8 1.0 CuDHP	KM828810
8x28 mm. M8 1.2 CuDHP	KM828812

ÜRÜN / ITEM	KOD / CODE
10x30 mm. M8 0.8 E-CU	KW130808
10x30 mm. M8 1.0 E-CU	KW130810
10x30 mm. M8 1.2 E-CU	KW130812
10x30 mm. M8 1.6 E-CU	KW130816
10x30 mm. M8 0.8 CuDHP	KM130808
10x30 mm. M8 1.0 CuDHP	KM130810
10x30 mm. M8 1.2 CuDHP	KM130812
10x30 mm. M8 1.6 CuDHP	KM130816
10x30 mm. M6 1.0 CuCrZr	KMZ130810
10x30 mm. M6 1.2 CuCrZr	KMZ130812
10x30 mm. M6 1.6 CuCrZr	KMZ130816

ÜRÜN / ITEM	KOD / CODE
8x37 mm. M8 0.8 CuDHP	KM837808
8x37 mm. M8 1.0 CuDHP	KM837810
8x37 mm. M8 1.2 CuDHP	KM837812



ÜRÜN / ITEM	KOD / CODE
TWECO - MAXI 0.8 CuDHP	KMMAXI08
TWECO - MAXI 1.0 CuDHP	KMMAXI10
TWECO - MAXI 1.2 CuDHP	KMMAXI12



ÜRÜN / ITEM	KOD / CODE
10x40 mm. M10 1.2 CuCrZr	KMZ140112
10x40 mm. M10 1.6 CuCrZr	KMZ140116
10x40 mm. M10 2.4 CuCrZr	KMZ140124
10x40 mm. M10 2.8 CuCrZr	KMZ140128

GAZ DAĞITICILAR - İZOLATÖRLER / GAS DIFFUSERS - INSULATORS



WEC240 - PROWEC240 - WEC500	
ÜRÜN / ITEM	KOD / CODE
MENZOLİD	FR40201
SERAMİK	FRS40201



WEC360 - PROWEC360	
ÜRÜN / ITEM	KOD / CODE
MENZOLİD	FR30201
SERAMİK	FRS30201




WEC510 - WEC 610	
ÜRÜN / ITEM	KOD / CODE
MENZOLİD	FR20201
SERAMİK	FRS20201



NO	ÜRÜN / ITEM	KOD / CODE
1-	WEC-S 655W - WEC-S 505	FRWS655
2-	WEC-S 515W - WEC-S 405	FRWS515
3-	WEC-S 305	FRWS305
4-	WEC-S 205	FRWS205

MEME NİPELLERİ / TIP HOLDERS



NO	ÜRÜN / ITEM	KOD / CODE
1 -	WEC180 / PROWEC180 / KIRBAÇ150 M6	13 x 42 mm. NY18128
2 -	WEC240 / PROWEC240 M6	sw10 x 26 mm. MNWEC240
3 -	WEC260 / PROWEC260 / KIRBAÇ250 M6	sw10 x 35 mm. MNWEC260
4 -	WEC360 / PROWEC360 M6	sw12 x 30 mm. MNWEC366
5 -	WEC360 / PROWEC360 M8	sw12 x 30 mm. MNWEC368
6 -	WEC500 M6	sw10 x 26 mm. MNWEC240
7 -	WEC510 M8	16 x 25 mm. MNWEC510
8 -	WEC610 M8	16 x 25 mm. MNWEC510
9 -	AT300 M6	9 x 47 mm. NY31410
10 -	AT300 M8	9 x 47 mm. NY31412
11 -	AT400 M8	11 x 48 mm. NY41612
12 -	DT650 ET M8	sw12 x 29 mm. MN50650
13 -	DT650 YT M8	sw13 x 43 mm. MN73149
14 -	DT700 KISA TİP - SHORT TYPE M10	sw14 x 25 mm. MN73150
15 -	DT700 UZUN TİP - LONG TYPE M8	sw19 x 35 mm. MN73151
16 -	WEC-S 655W	M10 x M10 MNWS655
17 -	WEC-S 515W	M8 x M10 MNWS515
18 -	WEC-S 505	M10 x M14 MNWS505
19 -	WEC-S 405	M8 x M12 MNWS405
20 -	WEC-S 305 / WEC-S 205	M6 x M8 MNWS305

TEL YOLLUKLARI / WIRE LINERS



TEFLON TEL YOLLUKLARI / TEFLON LINERS

ÜRÜN / ITEM	KOD / CODE
KIRMIZI / RED	0.8-1.0 mm. TEL / WIRE SST0810
SARI / YELLOW	1.2-1.6 mm. TEL / WIRE SST1216



ÇELİK TEL YOLLUKLARI / STEEL LINERS

ÜRÜN / ITEM	KOD / CODE
İZOLELİ/ISOLATED	0.8-1.0 mm. TEL/WIRE 3.5 mt. SS14235
İZOLELİ/ISOLATED	0.8-1.0 mm. TEL/WIRE 4.5 mt. SS14245
İZOLELİ/ISOLATED	1.2-1.6 mm. TEL/WIRE 3.5 mt. SS14835
İZOLELİ/ISOLATED	1.2-1.6 mm. TEL/WIRE 4.5 mt. SS14845
İZOLESİZ/NONISOLATED	1.2-1.6 mm. TEL/WIRE 3.5 mt. SS04835
İZOLESİZ/NONISOLATED	1.2-1.6 mm. TEL/WIRE 4.5 mt. SS04845
İZOLESİZ/NONISOLATED	1.6-2.8 mm. TEL/WIRE 3.5 mt. SS06035
İZOLESİZ/NONISOLATED	1.6-2.8 mm. TEL/WIRE 4.5 mt. SS06045

KARBON TEL YOLLUKLARI / CARBON LINERS

ÜRÜN / ITEM	KOD / CODE
0.8-1.0 mm. TEL / WIRE	2.5 mt SSK1225
0.8-1.0 mm. TEL / WIRE	3.5 mt SSK1235
0.8-1.0 mm. TEL / WIRE	4.5 mt SSK1245
1.2-1.6 mm. TEL / WIRE	2.5 mt SSK1625
1.2-1.6 mm. TEL / WIRE	3.5 mt SSK1635
1.2-1.6 mm. TEL / WIRE	4.5 mt SSK1645


İLETKENLER / CABLE ASSEMBLIES AND CONDUCTORS

SU SOĞUTMALI İLETKENLER CONDUCTORS OF WATER COOLED TORCHES




ÜRÜN / ITEM	KOD / CODE		
WEC510 / WEC-S 515	3 MT.	500 AMP.	LKW0513
WEC510 / WEC-S 515	4 MT.	500 AMP.	LKW0514
WEC610 / WEC-S 655	3 MT.	600 AMP.	LKW0613
WEC610 / WEC-S 655	4 MT.	600 AMP.	LKW0614
DT650	3 MT.	600 AMP.	LKD0653
DT650	4 MT.	600 AMP.	LKD0654
DT700	3 MT.	700 AMP.	LKD0703
DT700	4 MT.	700 AMP.	LKD0704

HAVA SOĞUTMALI KABLO GRUBU CABLE ASSEMBLIES OF AIR COOLED TORCHES



ÜRÜN / ITEM	KOD / CODE		
WEC180 / PROWEC180 / KIRBAÇ150	3 MT.	180 AMP.	LK01530
WEC180 / PROWEC180 / KIRBAÇ150	4 MT.	180 AMP.	LK01540
WEC240 / WEC260 / PROWEC240	3 MT.	250 AMP.	LK02530
PROWEC260 / AT300 / KIRBAÇ 250			
WEC240 / WEC260 / PROWEC240	4 MT.	250 AMP.	LK02540
PROWEC260 / AT300 / KIRBAÇ 250			
WEC360 / PROWEC360 / AT400	3 MT.	330 AMP.	LK03530
WEC360 / PROWEC360 / AT400	4 MT.	330 AMP.	LK03540
ATÖ500	3 MT.	450 AMP.	LKÖ0503
ATÖ500	4 MT.	450 AMP.	LKÖ0504

DIŞ KILIFLAR / COVER CLOTHES



ÜRÜN / ITEM	KOD / CODE
DERİ / LEATHER	19mm. 80 cm. DMTT19
DERİ / LEATHER	23mm. 80 cm. DMTT23

ÜRÜN / ITEM	KOD / CODE
FERMUARLI / ZIPPER	25 mm. 3 mt. DM15003
FERMUARLI / ZIPPER	25 mm. 4 mt. DM15004
FERMUARLI / ZIPPER	25 mm. 8 mt. DM15008

ÜRÜN / ITEM	KOD / CODE
KORD BEZLİ / CORD CLOTH	20 mm. DM12000
KORD BEZLİ / CORD CLOTH	22 mm. DM12200
KORD BEZLİ / CORD CLOTH	25 mm. DM12500
KORD BEZLİ / CORD CLOTH	30 mm. DM13000
KORD BEZLİ / CORD CLOTH	35 mm. DM13500
KORD BEZLİ / CORD CLOTH	40 mm. DM14000
KORD BEZLİ / CORD CLOTH	45 mm. DM14500

HORTUMLAR / HOSES




NO	ÜRÜN / ITEM	KOD / CODE
1-	GAZ HORTUMU / GAS HOSE	4 x 7 mm. HR50407
2-	İLETKEN HORTUMU / CONDUCTOR HOSE	9.5 x 13.5 mm HR95135
3-	SU GİRİŞ HORTUMU / WATER INLET HOSE	5 x 8 mm. HRM0508
4-	SU DÖNÜŞ HORTUMU / WATER OUTLET HOSE	5 x 8 mm. HRK0508

ELCEKLER / HANDLES



NO	ÜRÜN / ITEM	KOD / CODE
1-	WEC	ELW0160
2-	HÜNER	ELH3010
3-	PROWEC	ELP4010
4-	DAW	ELD1010
5-	STANDART	ELG2010
6-	KIRBAÇ	ELK1525
7-	WEC-S	ELWS010
8-	WEC ELCEK DÜZ	ELWR3825
9-	KAUÇUK İZOLATÖR	ELWR3826

TETİKLER / TRIGGERS



NO	ÜRÜN / ITEM	KOD / CODE
1-	WEC - DAW TETİK / TRIGGER	ELW1011
2-	HÜNER SIVIÇ - WEC-S SIVIÇ / HUNER SWITCH - WEC-S SWITCH	ELH3015
3-	HÜNER TETİK MANDALI / TRIGGER LATCH	ELH3018
4-	PROWEC - STANDART TETİK / TRIGGER	ELP1110
5-	KIRBAÇ SIVIÇ / SWITCH	TK15250
6-	WEC-S TETİK MANDALI / TRIGGER LATCH	ELWR3836


TORCH ADAPTÖRLERİ / TORCH ADAPTERS



NO	ÜRÜN / ITEM	KOD / CODE
1-	HAVA SOĞUTMALI TORCH ADAPTÖRÜ / ADAPTER OF AIR COOLED TORCHES	TAW3030
2-	SU SOĞUTMALI TORCH ADAPTÖRÜ / ADAPTER OF WATER COOLED TORCHES	TAW3040
3-	ADAPTÖR KORUMA PLASTİĞİ (HAVA SOĞUTMALI) / PLASTIC PROTECTOR OF BACK SIDE (AIR COOLED)	TAW3626
4-	ADAPTÖR KORUMA PLASTİĞİ (DAW TORCH) / PLASTIC PROTECTOR OF BACK SIDE (DAW TORCH)	TAD3626
5-	ADAPTÖR KORUMA PLASTİĞİ (SU SOĞUTMALI) / PLASTIC PROTECTOR OF BACK SIDE (WATER COOLED)	TAW0510
6-	ADAPTÖR KORUMA PLASTİĞİ WEC-S / PLASTIC PROTECTOR OF BACK SIDE WEC-S	TAWS010
7-	ADAPTÖR BAĞLANTI REKORU / BACK CONNECTION NUT	TAWS030

TETİK FİŞLERİ / TRIGGER PINS

NO	ÜRÜN / ITEM	KOD / CODE
1-	YAYLI FİŞ / MOVABLE PIN	TF20001
2-	PLASTİK KAPLAMA / PLASTIC COVER	TF20002
3-	FİŞ YUVASI / PIN SOCKET	TF20004



MAKİNE ADAPTÖRLERİ / MACHINE ADAPTERS



NO	ÜRÜN / ITEM	KOD / CODE
1-	MAKİNE BAĞLANTI ADAPTÖRÜ / CONNECTION ADAPTER OF THE MACHINE	TA30019
2-	PLASTİK FLANŞ / PLASTIC FLANGE	TA30021

CO₂ ISITICI (TERMOSTATLI) / CO₂ HEATER (THERMOSTAT CONTROL)




ÜRÜN / ITEM	KOD / CODE
220 V. - 75W.	ST30227
220 V. - 150W.	ST30229
110 V. - 75W.	ST30110
110 V. - 150W.	ST40110
42 V. - 65W.	ST30042
42 V. - 130W.	ST40042
24 V. - 50W.	ST30024
24 V. - 100W.	ST40024

KELEPÇELER / CLAMPS



ÜRÜN / ITEM	KOD / CODE	ÜRÜN / ITEM	KOD / CODE
8 mm.	KLP0800	12 mm.	KLP1200
8.7 mm.	KLP0870	12.8 mm.	KLP1280
9 mm.	KLP0900	14 mm.	KLP1400
9.5 mm.	KLP0950	14.5 mm.	KLP1450
10 mm.	KLP1000	15 mm.	KLP1500
10.5 mm.	KLP1050	15.5 mm.	KLP1550
11 mm.	KLP1100	16 mm.	KLP1600

ELEKTRONİK KUMANDA KARTLARI / ELECTRONIC CONTROL CARDS



ÜRÜN / ITEM	KOD / CODE
24V.	ELT0024
42V.	ELT0042

GAZ VALFLERİ / SOLENOID VALVES



ÜRÜN / ITEM	KOD / CODE
24V. AC	VENAC24-1
24V. DC	VENDC24-1
48V. AC	VENAC42-1
42V. DC	VENDC42-1
220V. AC	VENAC220-1

KAYNAK AKSESUARLARI / WELDING ACCESORIES




NO	ÜRÜN / ITEM	KOD / CODE
1-	NOZUL TEMİZLEME RAYBASI / NOZZLE REAMER	AK33301
2-	NOZUL PASTASI / NOZZLE LUB	AKD3330



SOĞUTMA ÜNİTESİ WATER COOLING UNIT

SU DEPOSU	: 8 lt
MOTOR	: 230 AC - 2,5 Amp - 0,37 Kw 50 Hz - 2800 Rpm
POMPA	: 40 Hmax - 40 to °C 7 Qmax litre/min - 1,1 Pkw
AĞIRLIK	: 15.5 Kg En : 31,5 cm Yükseklik : ,7,5 cm
ÖLÇÜLER	: Derinlik : 24,5 cm
WATER DEPOT	: 8 lt
MOTOR	: 230 AC - 2,5 Amp - 0,37 Kw 50 Hz - 2800 Rpm
PUMP	: 40 Hmax - 40 to °C 7 Qmax litre/min - 1,1 Pkw
WEIGHT	: Width : 31,5 cm Height : ,7,5 cm
SIZE	: Depth : 24,5 cm



NO	ÜRÜN / İTEM	KOD / CODE
1-	SU AKIŞKANLIK SENSÖRÜ / WATER FLOW SWITCH	AK33305
2-	RADYATÖR - RADIATOR	SSÜ0225
3-	SU JAK TAKIMI - QUICK CONNECT COUPLE	SRJ0140
4-	POMPA - PUMP	SSÜ0222
5-	SU SOĞUTMA ÜNİTESİ - WATER COOLING UNIT	SSÜ0220
6-	SU DEPOSU - WATER DEPOT	SSÜ0224
7-	SOĞUTUCU FAN - COOLING FAN	SSÜ0223





TIG TORCHES

WP 9

HAVA SOĞUTMALI
120 Amp. DC / 85 Amp. AC
ÇALIŞMA SÜRESİ / % 40
ELEKTROD ÇAPI / 1.0 - 1.6 mm.

AIR COOLED
120 Amp. DC / 85 Amp. AC
DUTY CYCLE / % 40
ELECTRODE DIAMETER / 1.0 - 1.6 mm.

1

2

2.1

3

4

5

5.1

6

7

7.1

NO	ÜRÜN /ITEM	KOD /CODE
1	KOMPLE TORCH 4 MT. / COMPLETE TORCH 4 MT. KOMPLE TORCH 8 MT. / COMPLETE TORCH 8 MT.	TGTT0904 TGTT0908
2	GÖVDE / BODY	TG20209
2.1	HAREKETLİ GÖVDE / FLEXIBLE BODY	TGF20209
3	İNSULATÖR / INSULATOR	TG05501
4	PENS / COLLET	PN06700
5	PENS YUVASI / COLLET BODY	PN06700
5.1	GAZ LENS / GAS LENS	PN06900
6	SERAMİK NOZUL / CERAMIC CUP 13N	NZ13000
7	UZUN TAPA / LONG CAP	TG05514
7.1	KISA TAPA / SHORT CAP	TG05515

WP 24

HAVA SOĞUTMALI
AIR COOLED

HAVA SOĞUTMALI

110 Amp. DC / 80 Amp. AC

ÇALIŞMA SÜRESİ / % 40


ELEKTROD ÇAPI / 1.0 - 1.6 mm.

AIR COOLED

110 Amp. DC / 80 Amp. AC

DUTY CYCLE / % 40

ELECTRODE DIAMETER / 1.0 - 1.6 mm.



NO	ÜRÜN / ITEM	KOD / CODE
1	KOMPLE TORCH 4 MT. / COMPLETE TORCH 4 MT. KOMPLE TORCH 8 MT. / COMPLETE TORCH 8 MT.	TGWP2404 TGWP2408
2	GÖVDE / BODY	TG20224
2.1	HAREKETLİ GÖVDE / FLEXIBLE BODY	TGF20224
3	İNSULATÖR / INSULATOR	TG05502
4	PENS / COLLET	PN06600
5	PENS YUVASI / COLLET BODY	PN06400
5.1	GAZ LENS / GAS LENS	PN06900
6	SERAMİK NOZUL / CERAMIC CUP 53N	NZ53000

WP 17

HAVA SOĞUTMALI
140 Amp. DC / 100 Amp. AC
ÇALIŞMA SÜRESİ / % 40
ELEKTROD ÇAPI / 1.0 - 2.4 mm.

AIR COOLED
140 Amp. DC / 100 Amp. AC
DUTY CYCLE / % 40
ELECTRODE DIAMETER / 1.0 - 2.4 mm.



NO	ÜRÜN /ITEM	KOD /CODE
1	KOMPLE TORCH 4 MT. / COMPLETE TORCH 4 MT.	TGTT1704
	KOMPLE TORCH 8 MT. / COMPLETE TORCH 8 MT.	TGTT1708
2	GÖVDE / BODY	TG20117
2.1	HAREKETLİ GÖVDE / FLEXIBLE BODY	TGF20117
3	İNSULATÖR / INSULATOR	TG05503
4	PENS / COLLET	PN06500
5	PENS YUVASI / COLLET BODY	PN00100
5.1	GAZ LENS / GAS LENS	PN05900
6	SERAMİK NOZUL / CERAMIC CUP 10N	NZ10000
7	UZUN TAPA / LONG CAP	TG05511
7.1	KISA TAPA / SHORT CAP	TG05512

WP 26

HAVA SOĞUTMALI

180 Amp. DC / 130 Amp. AC
ÇALIŞMA SÜRESİ / % 40
ELEKTROD ÇAPI / 1.0 - 3.2 mm.

AIR COOLED

180 Amp. DC / 130 Amp. AC
DUTY CYCLE / % 40
ELECTRODE DIAMETER / 1.0 - 3.2 mm.



NO	ÜRÜN /ITEM	KOD /CODE
1	KOMPLE TORCH 4 MT. / COMPLETE TORCH 4 MT.	TGTT2604
	KOMPLE TORCH 8 MT. / COMPLETE TORCH 8 MT.	TGTT2608
2	GÖVDE / BODY	TG20226
2.1	HAREKETLİ GÖVDE / FLEXIBLE BODY	TGF20226
3	İNSULATÖR / INSULATOR	TG05503
4	PENS / COLLET	PN06500
5	PENS YUVASI / COLLET BODY	PN00100
5.1	GAZ LENS / GAS LENS	PN05900
6	SERAMİK NOZUL / CERAMIC CUP 10N	NZ10000
7	UZUN TAPA / LONG CAP	TG05511
7.1	KISA TAPA / SHORT CAP	TG05512

WP 24W

SU SOĞUTMALI
WATER COOLED

SU SOĞUTMALI

140 Amp. DC / 100 Amp. DC
ÇALIŞMA SÜRESİ / % 40
ELEKTROD ÇAPI / 1.0 - 2.4 mm.

WATER COOLED

140 Amp. DC / 100 Amp. DC
DUTY CYCLE / % 40
ELECTRODE DIAMETER / 1.0 - 2.4 mm.



NO	ÜRÜN /ITEM	KOD /CODE
1	KOMPLE TORCH 4 MT. / COMPLETE TORCH 4 MT.	TGWPS2404W
	KOMPLE TORCH 8 MT. / COMPLETE TORCH 8 MT.	TGWPS2408W
2	GÖVDE (KISA TİP) / BODY (SHORT TYPE)	TG20223
2.1	HAREKETLİ GÖVDE (KISA TİP) / FLEXIBLE BODY (SHORT TYPE)	TGF20223
2.2	GÖVDE (UZUN TİP) / BODY (LONG TYPE)	TG20223U
2.3	HAREKETLİ GÖVDE (UZUN TİP) / FLEXIBLE BODY (LONG TYPE)	TGF20223U
3	İNSULATÖR / INSULATOR	TG05502
4	PENS / COLLET	PN06600
5	PENS YUVASI / COLLET BODY	PN06400
5.1	GAZ LENS / GAS LENS	PN06900
6	SERAMİK NOZUL / CERAMIC CUP 53N	NZ53000

WP 18

SU SOĞUTMALI

330 Amp. DC / 250 Amp. AC
ÇALIŞMA SÜRESİ / % 100
ELEKTROD ÇAPI / 1.0 - 4.0 mm.

WATER COOLED

330 Amp. DC / 250 Amp. AC
DUTY CYCLE / % 100
ELECTRODE DIAMETER / 1.0 - 4.0 mm.



NO	ÜRÜN /ITEM	KOD /CODE
1	KOMPLE TORCH 4 MT. / COMPLETE TORCH 4 MT.	TGWP1804
	KOMPLE TORCH 8 MT. / COMPLETE TORCH 8 MT.	TGWP1808
2	GÖVDE / BODY	TG20318
2.1	HAREKETLİ GÖVDE / FLEXIBLE BODY	TGF20318
3	ARKA İNSULATÖR / BACK INSULATOR	TG05504
4	ÖN İNSULATÖR / FRONT INSULATOR	TG05503
5	PENS / COLLET	PN06500
6	PENS YUVASI / COLLET BODY	PN00100
6.1	GAZ LENS / GAS LENS	PN05900
7	SERAMİK NOZUL / CERAMIC CUP 10N	NZ10000
8	UZUN TAPA / LONG CAP	TG05511
8.1	KISA TAPA / SHORT CAP	TG05512

WP 9V


MUSLUKLU
VALVE CONTROL

HAVA SOĞUTMALI

120 Amp. DC / 85 Amp. AC
ÇALIŞMA SÜRESİ / % 40
ELEKTROD ÇAPI / 1.0 - 1.6 mm.

AIR COOLED

120 Amp. DC / 85 Amp. AC
DUTY CYCLE / % 40
ELECTRODE DIAMETER / 1.0 - 1.6 mm.



NO	ÜRÜN /ITEM	KOD /CODE
1	KOMPLE TORCH 4 MT. / COMPLETE TORCH 4 MT.	TGTM0904
	KOMPLE TORCH 8 MT. / COMPLETE TORCH 8 MT.	TGTM0908
2	GÖVDE / BODY	TG21219
2.1	HAREKETLİ GÖVDE / FLEXIBLE BODY	TGF21219
3	GAZ MUSLUĞU / GAS VALVE	TG05520
4	İNSULATÖR / INSULATOR	TG05501
5	PENS / COLLET	PN06700
6	PENS YUVASI / COLLET BODY	PN06700
6.1	GAZ LENS / GAS LENS	PN06900
7	SERAMİK NOZUL / CERAMIC CUP 13N	NZ13000
8	UZUN TAPA / LONG CAP	TG05514
8.1	KISA TAPA / SHORT CAP	TG05515

WP 17V


MUSLUKLU
VALVE CONTROL

HAVA SOĞUTMALI

140 Amp. DC / 100 Amp. AC
ÇALIŞMA SÜRESİ / % 40
ELEKTROD ÇAPI / 1.0 - 2.4 mm.

AIR COOLED

140 Amp. DC / 100 Amp. AC
DUTY CYCLE / % 40
ELECTRODE DIAMETER / 1.0 - 2.4 mm.



NO	ÜRÜN / ITEM	KOD / CODE
1	KOMPLE TORCH 4 MT. / COMPLETE TORCH 4 MT.	TGTM1704
	KOMPLE TORCH 8 MT. / COMPLETE TORCH 8 MT.	TGTM1708
2	GÖVDE / BODY	TG21117
2.1	HAREKETLİ GÖVDE / FLEXIBLE BODY	TGF21117
3	GAZ MUSLUĞU / GAS VALVE	TG05513
4	İNSULATÖR / INSULATOR	TG05503
5	PENS / COLLET	PN06500
6	PENS YUVASI / COLLET BODY	PN00100
6.1	GAZ LENS / GAS LENS	PN05900
7	SERAMİK NOZUL / CERAMIC CUP 10N	NZ10000
8	UZUN TAPA / LONG CAP	TG05511
8.1	KISA TAPA / SHORT CAP	TG05512

WP 26V


MUSLUKLU
VALVE CONTROL

HAVA SOĞUTMALI


180 Amp. DC / 130 Amp. AC
ÇALIŞMA SÜRESİ / % 40
ELEKTROD ÇAPI / 1.0 - 3.2 mm.

AIR COOLED

180 Amp. DC / 130 Amp. AC
DUTY CYCLE / % 40
ELECTRODE DIAMETER / 1.0 - 3.2 mm.




NO	ÜRÜN /ITEM	KOD /CODE
1	KOMPLE TORCH 4 MT. / COMPLETE TORCH 4 MT.	TGTM2604
	KOMPLE TORCH 8 MT. / COMPLETE TORCH 8 MT.	TGTM2608
2	GÖVDE / BODY	TG21226
2.1	HAREKETLİ GÖVDE / FLEXIBLE BODY	TGF21226
3	GAZ MUSLUĞU / GAS VALVE	TG05509
4	İNSULATÖR / INSULATOR	TG05503
5	PENS / COLLET	PN06500
6	PENS YUVASI / COLLET BODY	PN00100
6.1	GAZ LENS / GAS LENS	PN05900
7	SERAMİK NOZUL / CERAMIC CUP 10N	NZ10000
8	UZUN TAPA / LONG CAP	TG05511
8.1	KISA TAPA / SHORT CAP	TG05512



TIG TORCH YEDEKLERİ
SPARE PARTS OF TIG TORCHES




GÖVDELER (SIVIÇ KONTROL) / BODIES (SWITCH CONTROL)



NO	ÜRÜN / İTEM	KOD / CODE
1-	WP9 HAVA SOĞUTMALI / AIR COOLED	TG20209
1.1-	WP9 HAREKETLİ (HAVA SOĞUTMALI) FLEXIBLE (AIR COOLED)	TGF20209
2-	WP24 HAVA SOĞUTMALI / AIR COOLED	TG20224
2.1-	WP24 HAREKETLİ (HAVA SOĞUTMALI) FLEXIBLE (AIR COOLED)	TGF20224
3-	WP17 HAVA SOĞUTMALI / AIR COOLED	TG20117
3.1-	WP17 HAREKETLİ (HAVA SOĞUTMALI) FLEXIBLE (AIR COOLED)	TGF20117
4-	WP26 HAVA SOĞUTMALI / AIR COOLED	TG20226
4.1-	WP26 HAREKETLİ (HAVA SOĞUTMALI) FLEXIBLE (AIR COOLED)	TGF20226
5-	WP24 KISA TİP (SU SOĞUTMALI) SHORT BODY (WATER COOLED)	TG20223
5.1-	WP24 HAREKETLİ KISA TİP (SU SOĞUTMALI) FLEXIBLE SHORT TYPE (WATER COOLED)	TGF20223
6-	WP24 UZUN TİP (SU SOĞUTMALI) LONG BODY (WATER COOLED)	TG20223U
6.1-	WP24 HAREKETLİ UZUN TİP (SU SOĞUTMALI) FLEXIBLE LONG TYPE (WATER COOLED)	TGF20223U
7-	WP18 SU SOĞUTMALI / WATER COOLED	TG20318
7.1-	WP18 HAREKETLİ (SU SOĞUTMALI) FLEXIBLE (WATER COOLED)	TGF20318
8-	WT500 SU SOĞUTMALI / WATER COOLED	TG20500

GÖVDELER (MUSLUKLU) / BODIES (VALVE CONTROL)



NO	ÜRÜN / ITEM	KOD / CODE
1-	WP9 HAVA SOĞUTMALI / AIR COOLED	TG21219
1.1-	WP9 HAREKETLİ (HAVA SOĞUTMALI) / FLEXIBLE (AIR COOLED)	TGF21219
2-	WP17 HAVA SOĞUTMALI / AIR COOLED	TG21117
2.1-	WP17 HAREKETLİ (HAVA SOĞUTMALI) / FLEXIBLE (AIR COOLED)	TGF21217
3-	WP26 HAVA SOĞUTMALI / AIR COOLED	TG21226
3.1-	WP26 HAREKETLİ (HAVA SOĞUTMALI) / FLEXIBLE (AIR COOLED)	TGF21226

TAPALAR / CAPS




NO	ÜRÜN / ITEM	KOD / CODE
1-	WP17 - WP26 - WP18 KISA TİP / SHORT TYPE	TG05512
2-	WP17 - WP26 - WP18 UZUN TİP / LONG TYPE	TG05511
3-	WP9 KISA TİP / SHORT TYPE	TG05515
4-	WP9 UZUN TİP / LONG TYPE	TG05514
5-	WT500	TG05500

PENSLER / COLLETS



ÜRÜN / ITEM	KOD / CODE	ÜRÜN / ITEM	KOD / CODE	ÜRÜN / ITEM	KOD / CODE	ÜRÜN / ITEM	KOD / CODE
WP17-WP26-WP18	1.6 mm. PN06516	WP24	1.0 mm. PN06614	WP9	1.0 mm. PN06710	WT500	1.6 mm. PN05116
WP17-WP26-WP18	2.0 mm. PN06520	WP24	1.6 mm. PN06615	WP9	1.6 mm. PN06716	WT500	2.0 mm. PN05120
WP17-WP26-WP18	2.4 mm. PN06524	WP24	2.0 mm. PN06616	WP9	2.0 mm. PN06720	WT500	2.4 mm. PN05124
WP17-WP26-WP18	3.2 mm. PN06532	WP24	2.4 mm. PN06617	WP9	2.4 mm. PN06724	WT500	3.2 mm. PN05132

PENS YUVALARI / COLLET BODIES



ÜRÜN / ITEM	KOD / CODE	ÜRÜN / ITEM	KOD / CODE	ÜRÜN / ITEM	KOD / CODE
WP17-WP26-WP18	1.6 mm. PN00116	WP24	1.0 mm. PN06418	WP9	1.0 mm. PN06725
WP17-WP26-WP18	2.0 mm. PN00120	WP24	1.6 mm. PN06419	WP9	1.6 mm. PN06726
WP17-WP26-WP18	2.4 mm. PN00124	WP24	2.0 mm. PN06420	WP9	2.0 mm. PN06727
WP17-WP26-WP18	3.2 mm. PN00132	WP24	2.4 mm. PN06421	WP9	2.4 mm. PN06728

GAZ LENSLERİ / GAS LENSES



ÜRÜN / ITEM	KOD / CODE
WP17-WP26-WP18	1.6 mm. PN05905
WP17-WP26-WP18	2.0 mm. PN05906
WP17-WP26-WP18	2.4 mm. PN05907
WP17-WP26-WP18	3.2 mm. PN05908

ÜRÜN / ITEM	KOD / CODE
WP9 - WP24	1.0 mm. PN06929
WP9 - WP24	1.6 mm. PN06930
WP9 - WP24	2.0 mm. PN06931
WP9 - WP24	2.4 mm. PN06932

TUNGSTEN ELEKTROTLAR / TUNGSTEN ELECTRODES

ÜRÜN / ITEM	KOD / CODE
WP 175 mm. x 1.6 mm. PURE	TGY0016
WP 175 mm. x 2.0 mm. PURE	TGY0020
WP 175 mm. x 2.4 mm. PURE	TGY0024
WP 175 mm. x 3.2 mm. PURE	TGY0032

ÜRÜN / ITEM	KOD / CODE
WT-20 175 x 1.6 mm. %2 THORIATED	TGK0016
WT-20 175 x 2.0 mm. %2 THORIATED	TGK0020
WT-20 175 x 2.4 mm. %2 THORIATED	TGK0024
WT-20 175 x 3.2 mm. %2 THORIATED	TGK0032

SERAMİK NOZULLAR / CERAMIC NOZZLES



10 N

13 N

53 N

54 N

NO	KOD / CODE
10N45	NZ10450
10N46	NZ10468
10N47	NZ10477
10N48	NZ10486
10N49	NZ10495
10N50	NZ10504

NO	KOD / CODE
13N08	NZ13008
13N09	NZ13009
13N10	NZ13010
13N11	NZ13011
13N12	NZ13012
13N13	NZ13013

NO	KOD / CODE
53N23	NZ53023
53N24	NZ53024
53N25	NZ53025
53N26	NZ53026
53N27	NZ53027

NO	KOD / CODE
54N14	NZ54080
54N15	NZ54070
54N16	NZ54060
54N17	NZ54050
54N18	NZ54040
54N19	NZ54030

DIŞ KILIFLAR / COVER CLOTHES



ÜRÜN / ITEM	KOD / CODE
DERİ / LEATHER	80 cm DMTT23
DERİ / LEATHER	80 cm DMTT19

ÜRÜN / ITEM	KOD / CODE
FERMUARLI / ZIPPER	25 mm. 4 mt. DM15004
FERMUARLI / ZIPPER	25 mm. 8 mt. DM15008

ÜRÜN / ITEM	KOD / CODE
KORD BEZLİ / CORD CLOTH	20 mm. DM12000
KORD BEZLİ / CORD CLOTH	22 mm. DM12200
KORD BEZLİ / CORD CLOTH	25 mm. DM12500

HORTUMLAR / HOSES




NO	ÜRÜN / ITEM	KOD / CODE
1-	GAZ HORTUMU / GAS HOSE	4 x 7 mm HR50407
2-	İLETKEN HORTUMU / CONDUCTOR HOSE	9.5 x 13.5 mm HR95135
3-	SU GİRİŞ HORTUMU / WATER INLET HOSE	5 x 8 mm HRM0508
4-	SU DÖNÜŞ HORTUMU / WATER OUTLET HOSE	5 x 8 mm HRK0508

TIG ELCEKLER / TIG HANDLES




NO	ÜRÜN / ITEM	KOD / CODE
1-	ERGONOMİK / ERGONOMIC	TGT0102
2-	ERGONOMİK YENİ / NEW ERGONOMIC	TGT0101
3-	WT500 ELCEĞİ / HANDLE OF WT500	TGT0103
4-	ELCEK LASTİĞİ / RUBBER HANDLE	TG05518
5-	DÜZ BAKALİT / STRAIGHT BAKALITE	TGT0106

SİVİÇLER / SWITCHES



NO	ÜRÜN / ITEM	KOD / CODE
1-	KAUÇUK İZOLELİ / RUBBER COATED	TG02819
2-	MANDALLI / RATCHET	TG02818
3-	SİVİÇ TIG İKİLİ / DOUBLE SWITCH TIG	TG02822
4-	SİVİÇ TIG / SWITCH TIG	TG02820
5-	SİVİÇ TIG ERGO / ERGO SWITCH TIG	TG02823

BAĞLANTI JAKLARI / CONNECTION ADAPTERS



NO	ÜRÜN / ITEM	KOD / CODE
1-	10 x 25 ERKEK / MALE WECT TIG	TG01025
2-	50 x 70 ERKEK / MALE WECT TIG	TG05070
3-	10 x 25 DİŞİ / FEMALE	MJ01025D
4-	10 x 25 ERKEK / MALE	MJ01025E
5-	50 x 70 DİŞİ / FEMALE	MJ05070D
6-	50 x 70 ERKEK / MALE	MJ05070E

PLAZMA SARF MALZEMELERİ
PLAZMA CONSUMABLES



PLAZMA SARF MALZEMELERİ / PLAZMA CONSUMABLES



SAF CP40

ÜRÜN / ITEM	KOD / CODE
ELEKTROD / ELECTRODE HAFNIUM	PLSAF001
MEME / TIP 1.0 mm.	PLSAF010
MEME / TIP 1.2 mm.	PLSAF012
MEME / TIP 1.6 mm.	PLSAF016
PLASTİK PLASTRON / PLASTIC PLASTRON	PLSAF002
SERAMİK PLASTRON / CERAMIC PLASTRON	PLSAF003

TRAFIMET A80 TYPE

ÜRÜN / ITEM	KOD / CODE
ELEKTROD / ELECTRODE HAFNIUM	PLTRA080
MEME / TIP 1.0 mm.	PLTRA8010
MEME / TIP 1.1 mm.	PLTRA8011
MEME / TIP 1.2 mm.	PLTRA8012



TRAFIMET A90 TYPE

ÜRÜN / ITEM	KOD / CODE
ELEKTROD / ELECTRODE HAFNIUM	PLTRA090
MEME / TIP 1.1 mm.	PLTRA9011
MEME / TIP 1.4 mm.	PLTRA9014
MEME / TIP 1.7 mm.	PLTRA9017



CEBORA CB70

LINCOLN PC60 TYPE

ÜRÜN / ITEM	KOD / CODE
ELEKTROD / ELECTRODE HAFNIUM	PLCEB070
MEME / TIP 1.0 mm.	PLCEB7010
MEME / TIP 1.1 mm.	PLCEB7011
MEME / TIP 1.2 mm.	PLCEB7012



CEBORA CB90

LINCOLN PC100 TYPE

ÜRÜN / ITEM	KOD / CODE
ELEKTROD / ELECTRODE HAFNIUM	PLCEB090
MEME / TIP 1.1 mm.	PLCEB9011
MEME / TIP 1.3 mm.	PLCEB9013
MEME / TIP 1.6 mm.	PLCEB9016
MEME / TIP 1.8 mm.	PLCEB9018



**TEL SÜRME ÜNİTELERİ
WIRE FEEDERS**



TEL SÜRME ÜNİTESİ 2x1 / WIRE FEEDER 2x1

DATTWELD®



NO	ÜRÜN / ITEM	KOD / CODE
1-	TEL SÜRME ÜNİTESİ / WIRE FEEDER 2x1 24V.-50W	WFM11324
2-	BASKI KOLU / PRESSURE ARM	TSY01002
3-	TEL KILAVUZU / WIRE GUIDE	TSY01007
4-	BASKI MAKARASI / PRESS ROLL	TSY01003
5-	BASKI KAPAĞI / PRESSURE COVER	TSY01001
6-	MOTOR / 200RPM-24V.-50W	TSM245001
7-	PLASTİK ÜNİTE / PLASTIC PLATE	TSY01004

TEL MAKARASI

WIRE ROLL



ÜRÜN / ITEM	KOD / CODE
0.6 - 0.8 mm. V KANAL / V CANAL	TSY01005
0.8 - 1.0 mm. V KANAL / V CANAL	TSY01006

TEL SÜRME ÜNİTESİ 2x2 / WIRE FEEDER 2x2

DATTWELD®



NO	ÜRÜN / ITEM	KOD / CODE
1-	TEL SÜRME ÜNİTESİ / WIRE FEEDER - 24V. -70W TEL SÜRME ÜNİTESİ / WIRE FEEDER - 42V. -70W	WFM22324 WFM22342
2-	BASKI KOLU / PRESSURE ARM	TSY00011
3-	BASKI DİŞLİSİ / PRESSURE GEAR	TSY00010
4-	SÜRÜCÜ DİŞLİ / DRIVE GEAR	TSY00008
5-	BASKI MAKARASI / PRESSURE ROLL	TSY00009
6-	BASKI KAPAĞI / PRESSURE COVER	TSY00007
7-	BASKI AYAR VİDASI / PRESSURE SCREW	TSY00020
8-	TEL KILAVUZU / WIRE GUIDE	TSY00028
9-	MOTOR 70W / 200RPM-24V. -70W MOTOR 70W / 200RPM-42V. -70W	TSM247001 TSM427001
10-	ALUMİNYUM ÜNİTE / ALUMINIUM PLATE	TSP00022-B

TEL MAKARASI WIRE ROLL

ÜRÜN / ITEM	KOD / CODE
0.8 - 1.0 mm. V KANAL / V CANAL	TSY00001
0.8 - 1.0 mm. U KANAL / U CANAL	TSY00002
1.0 - 1.2 mm. V KANAL / V CANAL	TSY00003
1.0 - 1.2 mm. U KANAL / U CANAL	TSY00004
1.2 - 1.6 mm. V KANAL / V CANAL	TSY00005
1.2 - 1.6 mm. U KANAL / U CANAL	TSY00006

TEL SÜRME ÜNİTESİ 4x4 30 mm / WIRE FEEDER 4x4 30 mm

DATTWELD®



NO	ÜRÜN / ITEM	KOD / CODE
1 -	TEL SÜRME ÜNİTESİ / WIRE FEEDER 4x4 30 mm.- 24V.-100W	WFM44324
	TEL SÜRME ÜNİTESİ / WIRE FEEDER 4x4 30 mm.- 42V.-100W	WFM44342
2 -	BASKI KOLU / PRESSURE ARM	TSY00011
3 -	BASKI DİŞLİSİ / PRESSURE GEAR	TSY00010
4 -	SÜRÜCÜ DİŞLİ / DRIVE GEAR	TSY00008
5 -	BASKI MAKARASI / PRESSURE ROLL	TSY00009
6 -	BASKI KAPAĞI / PRESSURE COVER	TSY00018
7 -	BASKI AYAR VIDASI / PRESSURE SCREW	TSY00020
8 -	TEL KILAVUZU / WIRE GUIDE	TSY00028
9 -	MOTOR 100W / 200RPM - 24V.-100W	TSM241001
	MOTOR 100W / 200RPM - 42V.-100W	TSM421001
10 -	ALUMİNYUM ÜNİTE / ALUMINIUM PLATE	TSP00044-B


TEL MAKARASI

WIRE ROLL

ÜRÜN / ITEM	KOD / CODE
0.8 - 1.0 mm. V KANAL / V CANAL	TSY00001
0.8 - 1.0 mm. U KANAL / U CANAL	TSY00002
1.0 - 1.2 mm. V KANAL / V CANAL	TSY00003
1.0 - 1.2 mm. U KANAL / U CANAL	TSY00004
1.2 - 1.6 mm. V KANAL / V CANAL	TSY00005
1.2 - 1.6 mm. U KANAL / U CANAL	TSY00006

TEL SÜRME ÜNİTESİ 4x4 40 mm / WIRE FEEDER 4x4 40 mm

DATTWELD®



NO	ÜRÜN / ITEM	KOD / CODE
1-	TEL SÜRME ÜNİTESİ / WIRE FEEDER 4x4 40 mm.- 42V. -100W	WFM54442
2-	BASKI KOLU / PRESSURE ARM	TSY04002
3-	ALT MAKARA DİŞLİSİ / BOTTOM ROLL GEAR	TSY04003
4-	SÜRÜCÜ DİŞLİ / DRIVE GEAR	TSY04008
5-	ÜST BASKI DİŞLİSİ / UPPER PRESSURE GEAR	TSY04004
6-	BASKI KAPAĞI / PRESSURE COVER	TSY04001
7-	BASKI AYAR VİDASI / PRESSURE SCREW	TSY04007
8-	TEL KILAVUZU / WIRE GUIDE	TSY00028
9-	MOTOR / 200RPM - 42V. -100W	TSM421001
10-	ALUMİNYUM ÜNİTE / ALUMINIUM PLATE	TSP00055

TEL MAKARASI WIRE ROLL



ÜRÜN / ITEM	KOD / CODE
1.2 - 1.6 mm. V KANAL / V CANAL 40 mm.	TSY401216
2.4 - 2.8 mm. V KANAL / V CANAL 40 mm.	TSY402428
2.8 - 3.2 mm. V KANAL / V CANAL 40 mm.	TSY402832



MERKEZ / HEAD OFFICE

İstanbul Yolu 26. km Keresteciler San. Sitesi
2. Cad No: 4 Sarayköy - ANKARA / TÜRKİYE
Tel : +90 312. 815 15 10 (pbx) Fax : +90 312. 815 15 13

İST. ŞUBE / BRANCH

Perpa İş Merkezi B Blok Kat: 7 No: 1139-1141
Okmeydanı - İSTANBUL / TÜRKİYE
Tel : +90 212. 210 47 97 - 96 Fax : +90 212. 210 47 96

BURSA ŞUBE / BRANCH

Beşevler Mah. Ahıska Cad. Güllü Sok. Melihkent Sitesi
D Blok No: 11/9-10 Nilüfer - BURSA / TÜRKİYE
Tel : +90 224. 443 43 21 Fax : +90 224. 443 49 46

e-mail: huner@huner.com.tr

www.huner.com.tr